

October

2024



Tyler County Treasurer's Report

INCLUDING MONTHLY INVESTMENT REPORT

SUBMITTED TO COMMISSIONER'S COURT BY LEANN MONK, TYLER COUNTY TREASURER

Table of Contents

Treasurer's Report - Sect. 1

FNB Jasper Demand
Accounts - Sect. 2

Investment Report - Sect. 3

Income/Expense Report – Sect. 4

Additional Income Report - Sect. 5

Signatures Sect. 6

Section 1

Treasurer's Report

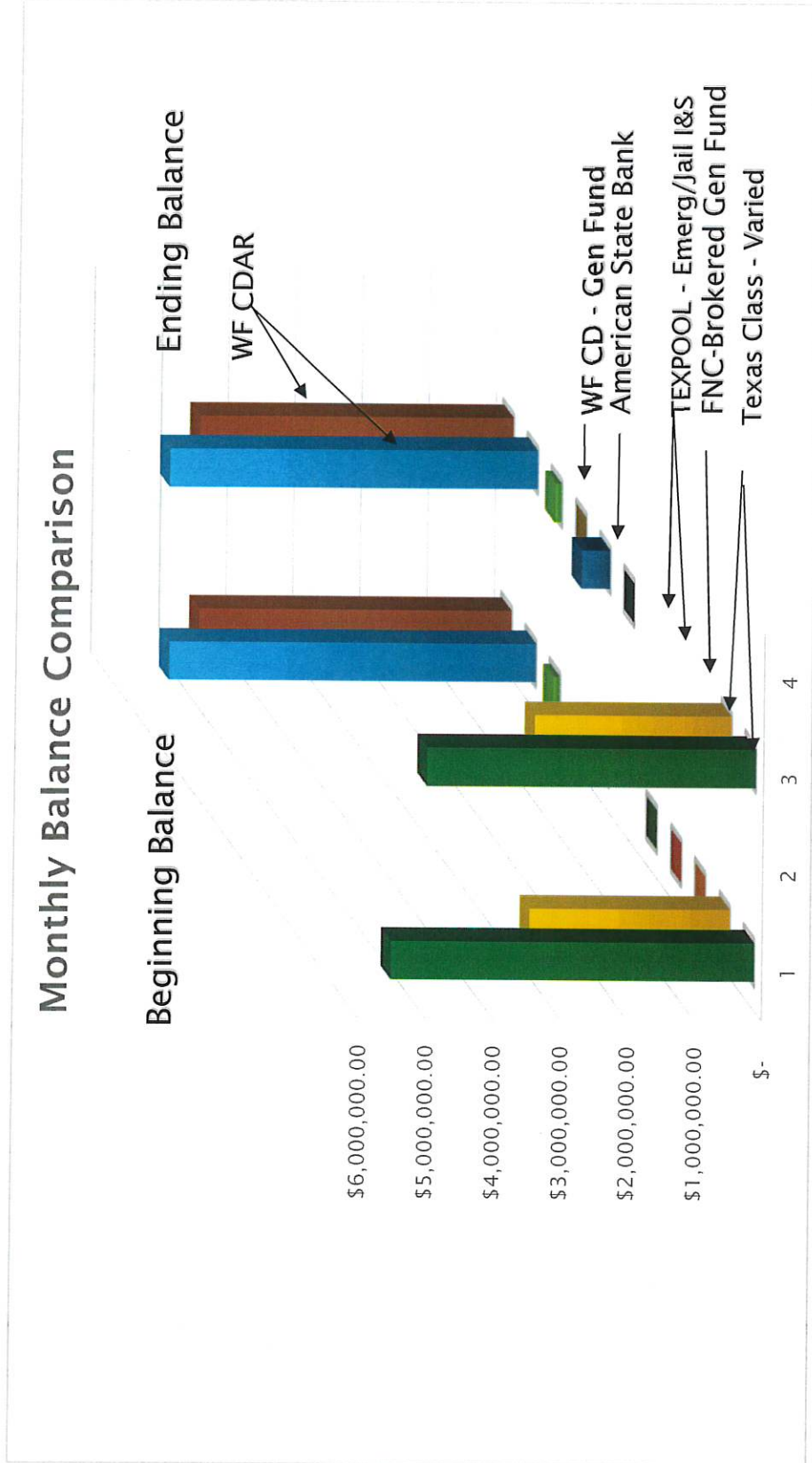
Summary of the
Tyler County Treasurer's Monthly Report

October 2024 Financial & Investment Information

Demand Accounts	Beginning Balances	Month End Balance	Mo. Interest	YTD Interest	Comments:
Treasurer's Account	\$ 5,664,781.66	\$ 4,414,708.29	\$ 14,954.39	\$ 198,716.90	Treas. Account is earning 4.03%
Small Business Account	\$ -	\$ -	\$ -	\$ -	
Jail I&S	\$ 502,475.34	\$ 457,172.74	\$ 1,817.68	\$ 17,102.83	Jail I&S is earning 4.53%
Payroll	\$ 3,760.01	\$ 3,482.31	\$ -	\$ -	
Chapter 19	\$ 5,589.85	\$ 5,589.85	\$ -	\$ -	
DEMAND ON HAND:		\$ 4,880,953.19	\$ 16,772.07	\$ 215,819.73	
Investments	Beginning Balance	Month End Balance	Mo. Interest	YTD Interest	
FNB Treasurer's Account	See Above	See Above	\$ 14,954.39	\$ 198,716.90	
FNB Jail I&S	See Above	See Above	\$ 1,817.68	\$ 17,102.83	
Texas Class - Paper	\$ 5,411,745.22	\$ 4,903,385.92	\$ 21,508.19	\$ 183,414.51	
Texas Class - Gov't	\$ 2,994,181.15	\$ 2,945,732.86	\$ 12,300.19	\$ 103,789.01	
*American State Bank	\$ 426,352.56	\$ 428,181.47	\$ 1,828.91	\$ 16,806.92	General Fund
FNB - Wichita Falls - SA	\$ 102,363.00	\$ 102,824.40	\$ 461.40	\$ 2,749.94	General Fund
FNB - CDARS	\$ 5,465,501.59	\$ 5,487,601.39	\$ 22,099.80	\$ 207,636.62	General Fund/CCRMP
FNB - MMA	\$ 4,647,652.40	\$ 4,668,601.87	\$ 20,949.47	\$ 195,142.58	Disaster Emerg Fund, Countywide Right of Way, R&B 4
INVESTMENT INTEREST TOTALS:			\$ 112,692.10	\$ 1,141,179.04	

Notice: This summary of the treasurer's report is not meant to replace the Official Treasurer's Report required by the Local Government Code Title 4, Subtitle B, Chapter 114.026 and as well as the PFIA, Government Code, Title 10, Subtitle F, Chapter 2256, Subchapter A, Sec. 2256.023. But instead to give a glance of the current status of the County's financial position. The original signed report is filed with the County Clerk. Respectfully submitted: Leann Monk, Tyler County Treasurer

Summary of the
Tyler County Treasurer's Monthly Report





Tyler County, TX

Treasurers Report Summary

Date Range: 09/01/2024 - 09/30/2024

Fund	Beginning Cash Balance	Revenues	Expenses	Net Change Assets	Net Change Liabilities	Calculated Ending Balance	Actual Ending Balance	Calculated - Actual Ending
010 - GENERAL FUND	3,140,314.28	219,884.43	847,242.82	0.00	10,112.80	2,502,843.09	2,479,308.09	23,535.00
011 - ADVALOREM TAXES CLEARING	0.00	0.00	0.00	0.00	0.00	0.00	0.00	0.00
012 - TC CHAPTER 19	5,589.85	0.00	0.00	0.00	0.00	5,589.85	5,589.85	0.00
015 - U. S. MARSHALL PRISONER REFUND	0.00	0.00	0.00	0.00	0.00	0.00	0.00	0.00
016 - TC COLLECTION SP	0.00	0.00	0.00	0.00	0.00	0.00	0.00	0.00
020 - GENERAL ROAD & BRIDGE	0.00	23,205.51	23,205.51	0.00	0.00	0.00	0.00	0.00
021 - ROAD & BRIDGE I	181,314.52	9,314.37	93,755.88	0.00	843.49	96,029.52	93,545.59	2,483.93
022 - ROAD & BRIDGE II	214,931.91	9,190.97	53,448.24	0.00	452.60	170,222.04	167,372.63	2,849.41
023 - ROAD & BRIDGE III	135,669.21	10,161.13	72,176.63	0.00	518.06	73,135.65	71,533.20	1,602.45
024 - ROAD & BRIDGE IV	169,711.59	11,739.98	78,695.64	0.00	1,223.60	101,532.33	98,688.05	2,844.28
025 - TYLER CO AIRPORT	-40,425.45	274.81	39,897.10	0.00	-3.30	-80,044.44	-80,140.54	96.10
026 - TYLER CO. RODEO ARENA/FAIRGRND	12,215.66	107.67	482.87	0.00	0.00	11,840.46	11,772.64	67.82
027 - TDHCA OWNER OCCUPIED HOME GRAN	0.00	0.00	0.00	0.00	0.00	0.00	0.00	0.00
028 - ECONOMIC DEVELOPMENT	5,239.95	319.41	0.00	0.00	0.00	5,559.36	5,275.55	283.81
029 - BENEVOLENCE FUND	1,728.19	23.47	175.00	0.00	0.00	1,576.66	1,558.47	18.19
030 - DIST CL'K STATE APPROP	0.00	224.11	0.00	0.00	0.00	224.11	0.00	224.11
031 - COUNTY CLERK RMP	90,708.49	3,412.15	0.00	0.00	0.00	94,120.64	91,016.59	3,104.05
032 - C D A FORFEITURE	479.78	42.31	0.00	0.00	0.00	522.09	481.41	40.68
033 - SHERIFF FORFEITURE	36,608.87	169.55	0.00	0.00	0.00	36,778.42	36,733.22	45.20
034 - DISTRICT CLERK RMP	51,895.87	606.07	0.00	0.00	0.00	52,501.94	52,072.14	429.80
035 - AMERICAN RESCUE PLAN ACT FUNDING	473,918.03	9,870.34	214,675.00	0.00	0.00	269,113.37	260,123.59	8,989.78
036 - LIBRARY FUND	20,776.37	1,166.43	1,877.00	0.00	0.00	20,065.80	19,665.94	399.86
037 - T C COLLECTION CENTER	0.00	0.00	0.00	0.00	0.00	0.00	0.00	0.00
038 - VIOLENCE AGAINSTWOMEN SPEC PR	0.00	0.00	0.00	0.00	0.00	0.00	0.00	0.00
039 - TXCDBG SMALL BUSINESS LOAN PRJ	0.00	557.50	557.50	0.00	0.00	0.00	0.00	0.00
040 - TXCDBG WATER IMPROVEMENTS GRAN	0.00	0.00	0.00	0.00	0.00	0.00	0.00	0.00
041 - PEACE OFFICER SERVICE FEES	27,017.61	543.84	0.00	0.00	0.00	27,561.45	27,109.38	452.07
042 - HAVA GRANTY/CARES ACT	29,291.90	99.49	0.00	0.00	0.00	29,391.39	29,391.39	0.00
043 - JAIL INTEREST & SINKING	502,475.34	1,842.40	47,145.00	0.00	0.00	457,172.74	457,172.74	0.00
044 - COURTHOUSE SECURITY	-4,475.23	315.71	7,081.72	0.00	439.50	-11,680.74	-11,619.78	-60.96
045 - COUNTY-RMP	26,438.67	1,256.70	0.00	0.00	0.00	27,695.37	27,311.12	384.25
046 - RESTITUTION (DISTRICT CLERK)	100.00	0.00	0.00	0.00	0.00	100.00	100.00	0.00
047 - COUNTY-WIDE RIGHT-OF-WAY FUNDB	5,597.51	2,957.85	0.00	0.00	0.00	8,555.36	5,616.52	2,938.84
048 - EMERGENCY DISASTER RELIEF	-334,541.27	17,034.05	61,382.58	0.00	0.00	-378,889.80	-395,923.85	17,034.05
049 - C D A TRUST	16,062.27	54.56	0.00	0.00	0.00	16,116.83	16,116.83	0.00
050 - C D A FEES	5,074.83	881.94	0.00	0.00	0.00	5,956.77	5,955.39	1.38
051 - CDA STATE APPROPRIATIONS FUND	35,938.12	483.72	0.00	0.00	0.00	36,421.84	36,060.19	361.65

Treasurers Report

Date Range: 09/01/2024 - 09/30/2024

Fund	Beginning Cash Balance	Revenues	Expenses	Net Change Assets	Net Change Liabilities	Calculated Ending Balance	Actual Ending Balance	Calculated - Actual Ending
052 - ALTERNATE DISPUTE RESOLUTION	49,017.40	0.00	0.00	0.00	0.00	49,017.40	49,017.40	0.00
053 - ADULT PROBATION	0.00	0.00	0.00	0.00	0.00	0.00	0.00	0.00
054 - JUVENILE PROBATION	156,997.96	904.72	23,309.50	0.00	390.84	134,202.34	133,750.27	452.07
055 - STATE-CRIM JUSTICE PLANNING	0.00	0.00	0.00	0.00	0.00	0.00	0.00	0.00
056 - STATE-JUDICIAL EDUCATION	0.00	0.00	0.00	0.00	0.00	0.00	0.00	0.00
057 - STATE-LEOCE	0.00	0.00	0.00	0.00	0.00	0.00	0.00	0.00
058 - STATE-JUVENILE DIVERSION	0.00	0.00	0.00	0.00	0.00	0.00	0.00	0.00
059 - STATE-CVC	0.00	0.00	0.00	0.00	0.00	0.00	0.00	0.00
060 - STATE-OCLE INSURANCE	0.00	0.00	0.00	0.00	0.00	0.00	0.00	0.00
061 - STATE-DPS ARREST FEE	0.00	0.00	0.00	0.00	0.00	0.00	0.00	0.00
062 - STATE-COMP REHABILITAT'N	0.00	0.00	0.00	0.00	0.00	0.00	0.00	0.00
063 - STATE-GENERAL REVENUE	0.00	0.00	0.00	0.00	0.00	0.00	0.00	0.00
064 - STATE-LAW ENFORCEMENT MGT	0.00	0.00	0.00	0.00	0.00	0.00	0.00	0.00
065 - STATE-BREATH ALCOHOL TEST	0.00	0.00	0.00	0.00	0.00	0.00	0.00	0.00
066 - STATE-LEOA	0.00	0.00	0.00	0.00	0.00	0.00	0.00	0.00
067 - STATE-TLFTA	0.00	0.00	0.00	0.00	0.00	0.00	0.00	0.00
068 - STATE-TIME PAYMENT	0.00	0.00	0.00	0.00	0.00	0.00	0.00	0.00
069 - STATE-FUGITIVE APPREHENSION	0.00	0.00	0.00	0.00	0.00	0.00	0.00	0.00
070 - STATE-CONSOLIDATED COURT COSTS	0.00	0.00	0.00	0.00	0.00	0.00	0.00	0.00
071 - STATE-JUVENILE CRIME & DELINQ	0.00	0.00	0.00	0.00	0.00	0.00	0.00	0.00
072 - TYLER COUNTY SEACH & RESCUE	209.95	0.71	0.00	0.00	0.00	210.66	210.66	0.00
073 - JUSTICE COURT TECHNOLOGY FUND	8,969.00	227.36	0.00	0.00	0.00	9,196.36	9,015.52	180.84
074 - HOMELAND SECURITY	0.00	45.08	0.00	0.00	0.00	45.08	0.00	45.08
075 - STATE - CORR MGT INST TX/CRIM JUST CTR	0.00	0.00	0.00	0.00	0.00	0.00	0.00	0.00
076 - EMERGENCY OPERATIONS CENTER	39,323.43	1,599.35	10,248.68	0.00	99.33	30,574.77	29,299.52	1,275.25
077 - STATE-CHILD SAFETY SEAT & SEAT BELT VIOLATIONS	0.00	0.00	0.00	0.00	0.00	0.00	0.00	0.00
078 - STATE-TRAFFIC FEE	0.00	0.00	0.00	0.00	0.00	0.00	0.00	0.00
079 - STATE-BAIL BOND FEE	0.00	0.00	0.00	0.00	0.00	0.00	0.00	0.00
080 - STATE-EMS TRAUMA FUND	0.00	0.00	0.00	0.00	0.00	0.00	0.00	0.00
081 - STATE-SEXUAL ASSAULT PROGRAM	0.00	0.00	0.00	0.00	0.00	0.00	0.00	0.00
082 - STATE-SUBSTANCE ABUSE FELONY	0.00	0.00	0.00	0.00	0.00	0.00	0.00	0.00
083 - STATE-DNA TESTING FEE	0.00	0.00	0.00	0.00	0.00	0.00	0.00	0.00
084 - STATE-CHILD ABUSE PREVENTION F	0.00	0.00	0.00	0.00	0.00	0.00	0.00	0.00
085 - STATE-JUDICIAL SUPPORT FEES	0.00	0.00	0.00	0.00	0.00	0.00	0.00	0.00
086 - STATE - JURY REIMBURSEMENT FEE	0.00	0.00	0.00	0.00	0.00	0.00	0.00	0.00
087 - CVA COORDINATING TEAM	0.00	0.00	0.00	0.00	0.00	0.00	0.00	0.00
088 - TJPC-TITLE IVE FUND	6,424.07	157.44	0.00	0.00	0.00	6,581.51	6,445.89	135.62
089 - TYLER COUNTY NUTRITION CENTER	131,785.98	22,318.09	17,463.74	0.00	372.40	136,267.93	136,222.73	45.20
090 - STATE-SPECIALTY COURT PROGRAM	0.00	0.00	0.00	0.00	0.00	0.00	0.00	0.00
091 - TXCDBG DISASTER RECOVERY PROJE	0.00	0.00	0.00	0.00	0.00	0.00	0.00	0.00
092 - '07 TXCDBG FLOOD DISASTER PROJ	0.00	0.00	0.00	0.00	0.00	0.00	0.00	0.00
093 - PAYROLL ACCOUNT	-5,032.50	0.00	0.00	-5,032.50	0.00	0.00	0.00	0.00
094 - STATE - INDIGENT DEFENSE FUND	0.00	0.00	0.00	0.00	0.00	0.00	0.00	0.00

Treasurers Report

Date Range: 09/01/2024 - 09/30/2024

Fund	Beginning Cash Balance	Revenues	Expenses	Net Change Assets	Net Change Liabilities	Calculated Ending Balance	Actual Ending Balance	Calculated - Actual Ending
095 - STATE- APPELLATE JUDICIAL FUND	0.00	0.00	0.00	0.00	0.00	0.00	0.00	0.00
096 - CHILD WELFARE BOARD FUND	2,066.15	165.06	0.00	0.00	0.00	2,231.21	2,193.58	37.63
097 - CHILD SAFETY FUND	7,578.21	1,013.02	1,199.96	0.00	-1.56	7,392.83	7,392.83	0.00
098 - TC DISASTER PROJECT ROUND II	0.00	0.00	0.00	0.00	0.00	0.00	0.00	0.00
099 - TDA WATER IMPROVMENTS CDV21-0384	6,530.00	0.00	0.00	0.00	0.00	6,530.00	6,530.00	0.00
100 - DETCOG SOCIAL SERVICES BLOCK G	0.00	0.00	0.00	0.00	0.00	0.00	0.00	0.00
101 - SUPPLEMENT COURT GUARDIANSHIP	33,614.26	114.18	0.00	0.00	0.00	33,728.44	33,728.44	0.00
102 - WATER IMPROVEMENT-TC WATER SUPPLY 7220470	0.00	0.00	0.00	0.00	0.00	0.00	0.00	0.00
103 - DISTRICT COURT CRIMINAL TECHNOLOGY FUND	4,800.25	157.39	0.00	0.00	0.00	4,957.64	4,816.55	141.09
104 - Harvey Round 1 (CDBG) 20-065-087-C248	0.00	0.00	0.00	0.00	0.00	0.00	0.00	0.00
105 - CDBG GLO-22-119-009-D419	246,584.40	662,006.69	932,621.09	0.00	0.00	-24,030.00	-24,030.00	0.00
106 - HURRICAN HARVEY ROUND 1 DRS-4332	0.00	0.00	0.00	0.00	0.00	0.00	0.00	0.00
107 - CDBG LOCAL BUYOUT/AQUISITION PROGRAM	0.00	0.00	0.00	0.00	0.00	0.00	0.00	0.00
108 - TX CDBG SENIOR CITIZEN PROJECT	0.00	0.00	0.00	0.00	0.00	0.00	0.00	0.00
109 - DETCOG COMMUNICATIONS GRANT	0.00	0.00	0.00	0.00	0.00	0.00	0.00	0.00
110 - STATE MOVING VIOLATION FEES	0.00	0.00	0.00	0.00	0.00	0.00	0.00	0.00
111 - COURTHOUSE RESTORATION	127,634.12	241,252.96	0.00	0.00	0.00	368,887.08	365,741.51	3,145.57
112 - LEGISLATIVE SERVICES	21,164.16	272.83	0.00	0.00	0.00	21,436.99	21,164.16	272.83
113 - CIVIL FEES (ADULT PROBATION)	6,004.31	20.39	0.00	0.00	0.00	6,024.70	6,024.70	0.00
114 - ELECTED OFFICIALS FUND	0.00	0.00	0.00	0.00	0.00	0.00	0.00	0.00
980 - GENERAL FIXED ASSETS	0.00	0.00	0.00	0.00	0.00	0.00	0.00	0.00
999 - POOLED CASH	0.00	0.00	0.00	-14,447.76	0.00	14,447.76	14,447.76	0.00
Report Total:	5,653,328.02	1,255,995.74	2,526,641.46	-19,480.26	14,447.76	4,387,714.80	4,299,410.11	88,304.69

Section 2

Demand Accounts

(First State Bank, Livingston)



Tyler County, TX

Bank Statement Register

Pooled Cash-Treasurer Account

Period 9/1/2024 - 9/30/2024

Packet: BRPKT01591

Bank Statement

General Ledger

Beginning Balance	5,664,781.66	Account Balance	4,126,443.25
Plus Debits	1,157,657.32	Less Outstanding Debits	69.32
Less Credits	2,407,730.69	Plus Outstanding Credits	288,334.36
Adjustments	0.00	Adjustments	0.00
Ending Balance	4,414,708.29	Adjusted Account Balance	4,414,708.29

Statement Ending Balance	4,414,708.29
Bank Difference	0.00
General Ledger Difference	0.00

CASH BALANCE CONSISTS OF THE FOLLOWING GENERAL LEDGER ACCOUNTS

999-10100 Treasurer's Checking

Cleared Deposits

Item Date	Reference	Item Type	Description	Amount
11/02/2023	<u>DEP0018497</u>	Deposit	COUNTERFEIT CHECK	1,900.00
08/30/2024	<u>DEP0020581</u>	Deposit	CLPKT06908 BG:Currency	1,243.92
08/30/2024	<u>DEP0020886</u>	Deposit	CLPKT07008 BG:Currency	158.00
09/03/2024	<u>DEP0020572</u>	Deposit	CLPKT06905 BG:Currency	198.03
09/03/2024	<u>DEP0020575</u>	Deposit	CLPKT06906 BG:Currency	9,128.98
09/03/2024	<u>DEP0020578</u>	Deposit	CLPKT06907 BG:Currency	2,722.50
09/04/2024	<u>DEP0020593</u>	Deposit	CLPKT06912 BG:Currency	103.00
09/04/2024	<u>DEP0020596</u>	Deposit	CLPKT06913 BG:Currency	411.34
09/04/2024	<u>DEP0020599</u>	Deposit	CLPKT06914 BG:Currency	450.00
09/04/2024	<u>DEP0020605</u>	Deposit	CLPKT06916 BG:Currency	113.00
09/05/2024	<u>DEP0020608</u>	Deposit	CLPKT06917 BG:Currency	2,793.30
09/05/2024	<u>DEP0020611</u>	Deposit	CLPKT06918 BG:Currency	2,042.63
09/05/2024	<u>DEP0020614</u>	Deposit	CLPKT06919 BG:Currency	1,204.00
09/05/2024	<u>DEP0020617</u>	Deposit	CLPKT06920 BG:Currency	439.00
09/05/2024	<u>DEP0020620</u>	Deposit	CLPKT06921 BG:Currency	4,085.25
09/05/2024	<u>DEP0020623</u>	Deposit	CLPKT06922 BG:Currency	51.00
09/05/2024	<u>DEP0020672</u>	Deposit	CLPKT06938 BG:Currency	880.00
09/09/2024	<u>DEP0020626</u>	Deposit	CLPKT06923 BG:Currency	200.00
09/09/2024	<u>DEP0020630</u>	Deposit	CLPKT06924 BG:Currency	575.87
09/09/2024	<u>DEP0020636</u>	Deposit	CLPKT06926 BG:Currency	141.00
09/09/2024	<u>DEP0020639</u>	Deposit	CLPKT06927 BG:Currency	90.00
09/09/2024	<u>DEP0020642</u>	Deposit	CLPKT06928 BG:Currency	16.75
09/09/2024	<u>DEP0020645</u>	Deposit	CLPKT06929 BG:Currency	1,768.00
09/10/2024	<u>DEP0020648</u>	Deposit	CLPKT06930 BG:Currency	53.00
09/10/2024	<u>DEP0020651</u>	Deposit	CLPKT06931 BG:Currency	1,709.00

Cleared Deposits

Item Date	Reference	Item Type	Description	Amount
09/10/2024	<u>DEP0020654</u>	Deposit	CLPKT06932 BG:Currency	662.00
09/10/2024	<u>DEP0020657</u>	Deposit	CLPKT06933 BG:Currency	85.00
09/10/2024	<u>DEP0020660</u>	Deposit	CLPKT06934 BG:Currency	25.00
09/10/2024	<u>DEP0020663</u>	Deposit	CLPKT06935 BG:Currency	5,192.35
09/10/2024	<u>DEP0020666</u>	Deposit	CLPKT06936 BG:Currency	81.50
09/10/2024	<u>DEP0020669</u>	Deposit	CLPKT06937 BG:Currency	236,869.30
09/12/2024	<u>DEP0020675</u>	Deposit	CLPKT06939 BG:Currency	101.00
09/12/2024	<u>DEP0020678</u>	Deposit	CLPKT06940 BG:Currency	65.00
09/12/2024	<u>DEP0020681</u>	Deposit	CLPKT06941 BG:Currency	48.07
09/13/2024	<u>DEP0020684</u>	Deposit	CLPKT06942 BG:Currency	80,860.78
09/13/2024	<u>DEP0020877</u>	Deposit	CLPKT07005 BG:Currency	177.70
09/16/2024	<u>DEP0020687</u>	Deposit	CLPKT06943 BG:Currency	575.87
09/16/2024	<u>DEP0020690</u>	Deposit	CLPKT06944 BG:Currency	167.68
09/16/2024	<u>DEP0020693</u>	Deposit	CLPKT06945 BG:Currency	492.26
09/16/2024	<u>DEP0020696</u>	Deposit	CLPKT06946 BG:Currency	280.10
09/16/2024	<u>DEP0020699</u>	Deposit	CLPKT06947 BG:Currency	2,759.20
09/16/2024	<u>DEP0020702</u>	Deposit	CLPKT06948 BG:Currency	199.00
09/16/2024	<u>DEP0020705</u>	Deposit	CLPKT06949 BG:Currency	127.00
09/16/2024	<u>DEP0020708</u>	Deposit	CLPKT06950 BG:Currency	25.00
09/16/2024	<u>DEP0020769</u>	Deposit	CLPKT06970 BG:Currency	50.00
09/16/2024	<u>DEP0020778</u>	Deposit	CLPKT06973 BG:Currency	6,503.28
09/17/2024	<u>DEP0020711</u>	Deposit	CLPKT06951 BG:Currency	993.30
09/17/2024	<u>DEP0020714</u>	Deposit	CLPKT06952 BG:Currency	323.62
09/17/2024	<u>DEP0020717</u>	Deposit	CLPKT06953 BG:Currency	1,000.00
09/17/2024	<u>DEP0020720</u>	Deposit	CLPKT06954 BG:Currency	63.00
09/17/2024	<u>DEP0020883</u>	Deposit	CLPKT07007 BG:Currency	25.00
09/18/2024	<u>DEP0020726</u>	Deposit	CLPKT06956 BG:Currency	4,916.95
09/18/2024	<u>DEP0020729</u>	Deposit	CLPKT06957 BG:Currency	131.00
09/18/2024	<u>DEP0020735</u>	Deposit	CLPKT06959 BG:Currency	647,376.63
09/18/2024	<u>DEP0020744</u>	Deposit	CLPKT06962 BG:Currency	25.00
09/18/2024	<u>DEP0020751</u>	Deposit	CLPKT06964 BG:Currency	200.00
09/19/2024	<u>DEP0020732</u>	Deposit	CLPKT06958 BG:Currency	14,630.06
09/20/2024	<u>DEP0020738</u>	Deposit	CLPKT06960 BG:Currency	76.78
09/23/2024	<u>DEP0020741</u>	Deposit	CLPKT06961 BG:Currency	79.00
09/23/2024	<u>DEP0020754</u>	Deposit	CLPKT06965 BG:Currency	32.72
09/23/2024	<u>DEP0020757</u>	Deposit	CLPKT06966 BG:Currency	674.80
09/23/2024	<u>DEP0020760</u>	Deposit	CLPKT06967 BG:Currency	125.00
09/23/2024	<u>DEP0020763</u>	Deposit	CLPKT06968 BG:Currency	152.00
09/23/2024	<u>DEP0020766</u>	Deposit	CLPKT06969 BG:Currency	133.00
09/24/2024	<u>DEP0020772</u>	Deposit	CLPKT06971 BG:Currency	9,128.98
09/24/2024	<u>DEP0020775</u>	Deposit	CLPKT06972 BG:Currency	277.14
09/24/2024	<u>DEP0020781</u>	Deposit	CLPKT06974 BG:Currency	1,400.00
09/24/2024	<u>DEP0020784</u>	Deposit	CLPKT06975 BG:Currency	110.00
09/24/2024	<u>DEP0020809</u>	Deposit	CLPKT06983 BG:Currency	75.00
09/25/2024	<u>DEP0020787</u>	Deposit	CLPKT06976 BG:Currency	124.00

Cleared Deposits

Item Date	Reference	Item Type	Description	Amount
09/25/2024	<u>DEP0020812</u>	Deposit	CLPKT06984 BG:Currency	25.00
09/26/2024	<u>DEP0020790</u>	Deposit	CLPKT06977 BG:Currency	137.39
09/26/2024	<u>DEP0020796</u>	Deposit	CLPKT06979 BG:Currency	83,713.47
09/26/2024	<u>DEP0020799</u>	Deposit	CLPKT06980 BG:Currency	6,690.14
09/26/2024	<u>DEP0020802</u>	Deposit	CLPKT06981 BG:Currency	575.87
09/26/2024	<u>DEP0020805</u>	Deposit	CLPKT06982 BG:Currency	92.00
09/30/2024	<u>DEP0020815</u>	Deposit	CLPKT06985 BG:Currency	525.00
09/30/2024	<u>DEP0020818</u>	Deposit	CLPKT06986 BG:Currency	267.16
09/30/2024	<u>DEP0020821</u>	Deposit	CLPKT06987 BG:Currency	144.00
09/30/2024	<u>DEP0020824</u>	Deposit	CLPKT06988 BG:Currency	136.00
Total Cleared Deposits (80)				1,142,203.67

Cleared Checks

Item Date	Reference	Item Type	Description	Amount
06/05/2024	<u>151872</u>	Check	TYLER COUNTY HISTORICAL COMMISSION	-563.00
06/20/2024	<u>152008</u>	Check	CREWS, RENEE GENERAL FEE ACCOUNT	-735.00
07/31/2024	<u>152444</u>	Check	EAST TEXAS MACHINE	-150.00
07/31/2024	<u>152445</u>	Check	GULF COAST STRATEGIC HIGHWAY COALI	-5,000.00
08/07/2024	<u>152485</u>	Check	TYLER COUNTY TAX ASSESSOR / COLLECT	-200.00
08/15/2024	<u>152563</u>	Check	DIRECTV	-158.93
08/15/2024	<u>152564</u>	Check	EASON SERVICE CENTER	-35.00
08/15/2024	<u>152581</u>	Check	JERRY'S SAW SHOP	-438.35
08/15/2024	<u>152590</u>	Check	MCDONOUGH, TIMOTHY R.	-300.00
08/15/2024	<u>152625</u>	Check	TCH FAMILY MEDICAL CLINIC	-747.00
08/21/2024	<u>152650</u>	Check	TYLER COUNTY TAX ASSESSOR / COLLECT	-200.00
08/21/2024	<u>152700</u>	Check	HUGHES CENTER	-1,200.00
08/21/2024	<u>152702</u>	Check	OFFICE DEPOT	-476.49
08/22/2024	<u>152653</u>	Check	ADVANCED SYSTEMS & ALARMS SERVICES	-35.00
08/22/2024	<u>152662</u>	Check	ENGLISH, CHIP	-1,577.78
08/22/2024	<u>152664</u>	Check	FARMER FUNERAL HOME INC	-350.00
08/22/2024	<u>152671</u>	Check	MANN FURNITURE & APPLIANCE	-429.95
08/22/2024	<u>152673</u>	Check	MCCLURE'S FURNITURE	-849.95
08/22/2024	<u>152689</u>	Check	SYSTEM ACCESS	-280.00
08/29/2024	<u>152714</u>	Check	A T & T - 019 DATA PROC.	-1,032.31
08/29/2024	<u>152715</u>	Check	ADVANCED SYSTEMS & ALARMS SERVICES	-606.00
08/29/2024	<u>152716</u>	Check	AMG PRINTING & MAILING	-1,559.53
08/29/2024	<u>152717</u>	Check	AREA MEDICAL SUPPLIES	-140.00
08/29/2024	<u>152719</u>	Check	COUNTY INFORMATION RESOURCE AGENC	-1,256.84
08/29/2024	<u>152720</u>	Check	CSG FORTE PAYMENTS, INC.	-832.71
08/29/2024	<u>152722</u>	Check	DEBRISTECH, LLC	-11,148.37
08/29/2024	<u>152723</u>	Check	FEDEX	-53.49
08/29/2024	<u>152724</u>	Check	FMMS HOLDINGS OF TEXAS, LLC	-4,950.00
08/29/2024	<u>152725</u>	Check	GEO. P. BANE, INC.	-2,624.54

Cleared Checks

Item Date	Reference	Item Type	Description	Amount
08/29/2024	<u>152727</u>	Check	JAMES ANDREWS TRUCKING LLC	-515.00
08/29/2024	<u>152728</u>	Check	JOSH RANDALL CONNER	-1,600.00
08/29/2024	<u>152729</u>	Check	LAKEWAY TIRE & SERVICE-JASPER (AR)	-3,275.53
08/29/2024	<u>152730</u>	Check	LEAVINS ENGINEERING & DESIGN, LLC	-8,325.00
08/29/2024	<u>152731</u>	Check	LOCAL SANITATION, LLC	-272.00
08/29/2024	<u>152732</u>	Check	OTIS ELEVATOR COMPANY	-3,109.52
08/29/2024	<u>152733</u>	Check	PARKER'S BUILDING SUPPLY - WOODVILLI	-2,138.73
08/29/2024	<u>152734</u>	Check	QUILL CORPORATION	-126.74
08/29/2024	<u>152735</u>	Check	QUILL CORPORATION	-27.58
08/29/2024	<u>152736</u>	Check	QUILL CORPORATION	-437.88
08/29/2024	<u>152737</u>	Check	QUILL CORPORATION	-72.87
08/29/2024	<u>152738</u>	Check	QUILL CORPORATION	-36.43
08/29/2024	<u>152739</u>	Check	QUILL CORPORATION	-27.58
08/29/2024	<u>152740</u>	Check	SAM HOUSTON ELECTRIC COOPERATIVE, I	-58.08
08/29/2024	<u>152741</u>	Check	SPADE ELECTRIC LLC	-1,941.52
08/29/2024	<u>152742</u>	Check	SPARKLETTS & SIERRA SPRINGS	-881.74
08/29/2024	<u>152743</u>	Check	SPARKLETTS & SIERRA SPRINGS	-57.44
08/29/2024	<u>152744</u>	Check	STRINGER & GRIFFIN FUNERAL HOME	-1,275.00
08/29/2024	<u>152745</u>	Check	TCH FAMILY MEDICAL CLINIC	-166.00
08/29/2024	<u>152746</u>	Check	TEXAS DOCUMENT SOLUTIONS INC./PHIL/	-224.49
08/29/2024	<u>152747</u>	Check	TEXAS DOCUMENT SOLUTIONS INC./PHIL/	-90.65
08/29/2024	<u>152748</u>	Check	TEXAS DOCUMENT SOLUTIONS, INC./AUS'	-6,384.83
08/29/2024	<u>152749</u>	Check	TEXAS DOCUMENT SOLUTIONS, INC./AUS'	-212.66
08/29/2024	<u>152750</u>	Check	TEXAS DOCUMENT SOLUTIONS, INC./AUS'	-60.10
08/29/2024	<u>152751</u>	Check	TEXAS MATERIALS GROUP, INC.	-32,085.58
08/29/2024	<u>152752</u>	Check	TOLAR'S FEED & OUTDOOR SUPPLY	-230.90
08/29/2024	<u>152753</u>	Check	TYLER COUNTY BOOSTER	-50.00
08/29/2024	<u>152754</u>	Check	TYLER COUNTY WATER SUPPLY CORP.	-65.08
08/29/2024	<u>152755</u>	Check	ULINE	-767.39
08/29/2024	<u>152756</u>	Check	VERITRACE	-2,678.80
08/29/2024	<u>152757</u>	Check	VERIZON WIRELESS	-35.84
08/29/2024	<u>152758</u>	Check	VOTACALL, INC.	-3,419.20
08/29/2024	<u>152759</u>	Check	WALMART/CAPITAL ONE	-299.37
08/29/2024	<u>152760</u>	Check	SCHULZE'S PAINTING INC.	-1,450.00
08/29/2024	<u>152761</u>	Check	IGLESIAS LAW FIRM, PLLC	-307.50
08/29/2024	<u>152762</u>	Check	CHANCE COOPER CONSTRUCTION LLC	-6,237.00
08/29/2024	<u>152763</u>	Check	CARD SERVICE CENTER/MASTERCARD	-9,311.18
08/30/2024	<u>152767</u>	Check	TYLER COUNTY PAYROLL	-1,269.54
08/30/2024	<u>152768</u>	Check	TYLER COUNTY PAYROLL	-3,762.96
09/03/2024	<u>152769</u>	Check	AARON DAVIS CONSTRUCTION, LLC	-74,416.05
09/03/2024	<u>152770</u>	Check	APECK CONSTRUCTION, LLC	-56,385.67
09/03/2024	<u>152771</u>	Check	CONSTRUCTION FINANCIAL ADMINISTRAT	-139,812.68
09/04/2024	<u>152772</u>	Check	CCTHITA TRIBAL CHILD SUPPORT UNIT	-327.16
09/04/2024	<u>152773</u>	Check	TYLER COUNTY PAYROLL	-55,151.88
09/04/2024	<u>152776</u>	Check	TYLER COUNTY PAYROLL	-190,003.09

Cleared Checks

Item Date	Reference	Item Type	Description	Amount
09/04/2024	<u>152777</u>	Check	NATIONWIDE RETIREMENT SOLUTIONS	-100.00
09/04/2024	<u>152779</u>	Check	ARD, MELINDA	-90.00
09/04/2024	<u>152780</u>	Check	CHESTER GAS SYSTEM	-40.00
09/04/2024	<u>152781</u>	Check	CHESTER WATER SUPPLY CORP.	-34.17
09/04/2024	<u>152782</u>	Check	CITY OF WOODVILLE	-3,793.54
09/04/2024	<u>152783</u>	Check	COBURN'S SUPPLY COMPANY, INC.	-20.30
09/04/2024	<u>152784</u>	Check	DIRECTV	-184.99
09/04/2024	<u>152785</u>	Check	DORVEE, KRISTI	-100.00
09/04/2024	<u>152786</u>	Check	DUCKWORTH, BRANDON INSPECTION SER	-175.00
09/04/2024	<u>152787</u>	Check	EASTEX TELEPHONE COOP., INC.	-111.62
09/04/2024	<u>152788</u>	Check	EHLER, AMANDA	-266.45
09/04/2024	<u>152789</u>	Check	FLEET SAFETY/DANA SAFETY SUPPLY, INC	-2,452.90
09/04/2024	<u>152790</u>	Check	FOSTER, SHANNON DALE	-180.00
09/04/2024	<u>152791</u>	Check	HARRIS, KATHY	-33.60
09/04/2024	<u>152792</u>	Check	INDIGENT HEALTHCARE SOLUTIONS, LTD.	-1,059.00
09/04/2024	<u>152793</u>	Check	JEFFERSON CENTRAL APPRAISAL DISTRICT	-110.00
09/04/2024	<u>152794</u>	Check	QUILL CORPORATION	-12.79
09/04/2024	<u>152795</u>	Check	SAM HOUSTON ELECTRIC COOPERATIVE, I	-763.19
09/04/2024	<u>152796</u>	Check	SMITH, JOE	-1,420.00
09/04/2024	<u>152797</u>	Check	SPARKLIGHT	-170.98
09/04/2024	<u>152798</u>	Check	SYSCO FOOD SERVICES	-728.47
09/04/2024	<u>152799</u>	Check	TEXAS COMPTROLLER OF PUBLIC ACCOUNTS	-15.00
09/04/2024	<u>152800</u>	Check	TEXAS DOCUMENT SOLUTIONS INC./PHILIP	-238.91
09/04/2024	<u>152801</u>	Check	TEXAS DOCUMENT SOLUTIONS INC./PHILIP	-879.23
09/04/2024	<u>152802</u>	Check	THOMSON REUTERS - WEST PAYMENT CENTER	-656.69
09/04/2024	<u>152803</u>	Check	TND WORKWEAR CO.	-149.00
09/04/2024	<u>152804</u>	Check	TRANS UNION RISK AND ALTERNATIVE	-106.60
09/04/2024	<u>152805</u>	Check	VERIZON WIRELESS	-1,021.14
09/04/2024	<u>152806</u>	Check	WINDSTREAM	-218.37
09/09/2024	<u>152807</u>	Check	AFLAC INSURANCE	-11,291.41
09/09/2024	<u>152814</u>	Check	LAKEWAY TIRE & SERVICE-JASPER (AR)	-1,329.63
09/10/2024	<u>152815</u>	Check	POLICE & FIREMEN'S INSURANCE CO	-311.47
09/10/2024	<u>152816</u>	Check	MASA Medical Transport Solutions	-893.00
09/10/2024	<u>152818</u>	Check	MASA Medical Transport Solutions	-907.00
09/10/2024	<u>152820</u>	Check	STURDISTEEL	-214,675.00
09/10/2024	<u>152879</u>	Check	ARGUS DENTAL & VISION	-3,149.87
09/11/2024	<u>152881</u>	Check	TEXAS ASSOCIATION OF COUNTIES/RISK	-16,643.58
09/12/2024	<u>152821</u>	Check	A T & T PHONES - CAROL STREAM, IL.	-126.00
09/12/2024	<u>152822</u>	Check	A T & T PHONES - CAROL STREAM, IL.	-4,011.91
09/12/2024	<u>152823</u>	Check	ABLES-LAND, INC.	-448.77
09/12/2024	<u>152824</u>	Check	ATTOYAC ROCK, LLC	-5,683.12
09/12/2024	<u>152825</u>	Check	BEAUMONT TRACTOR COMPANY, INC.	-1.57
09/12/2024	<u>152826</u>	Check	BRYAN & BRYAN ASPHALT, LLC.	-17,585.95
09/12/2024	<u>152827</u>	Check	CERTIFIED LABORATORIES	-561.50
09/12/2024	<u>152828</u>	Check	CHESTER VOLUNTEER FIRE DEPT.	-150.00

Cleared Checks

Item Date	Reference	Item Type	Description	Amount
09/12/2024	<u>152829</u>	Check	COASTAL WELDING SUPPLY	-66.66
09/12/2024	<u>152830</u>	Check	COASTAL WELDING SUPPLY	-4,534.25
09/12/2024	<u>152831</u>	Check	DAVID NORTON TIRE, INC.	-99.95
09/12/2024	<u>152832</u>	Check	DEEP EAST TEXAS COUNCIL OF GOVERNMENT	-2,348.17
09/12/2024	<u>152833</u>	Check	DURFEE, SCOTT A.	-1,750.00
09/12/2024	<u>152834</u>	Check	ELLIS TRUCK & TRAILER PARTS	-149.69
09/12/2024	<u>152836</u>	Check	GARDNER OIL, INC.	-22,563.79
09/12/2024	<u>152837</u>	Check	GARDNER OIL/TIMBERMAN'S	-1,307.59
09/12/2024	<u>152838</u>	Check	GEO. P. BANE, INC.	-1,457.52
09/12/2024	<u>152839</u>	Check	HOLLIS TIRE CO., INC.	-1,155.50
09/12/2024	<u>152840</u>	Check	IGLESIAS LAW FIRM, PLLC	-1,058.50
09/12/2024	<u>152841</u>	Check	JACK ALEXANDER, LTD.	-292.68
09/12/2024	<u>152842</u>	Check	JASPER COUNTY	-16,877.68
09/12/2024	<u>152843</u>	Check	JOHNSON'S UPHOLSTERY & TRUCK ACCESS	-956.00
09/12/2024	<u>152844</u>	Check	KING RANCH AG & TURF	-551.79
09/12/2024	<u>152845</u>	Check	LAKEWAY TIRE & SERVICE-JASPER (AR)	-2,003.33
09/12/2024	<u>152846</u>	Check	MONTALBANO, BROOKE	-10.24
09/12/2024	<u>152847</u>	Check	MY FLEET CENTER	-401.10
09/12/2024	<u>152848</u>	Check	O'REILLY AUTOMOTIVE, INC.	-435.53
09/12/2024	<u>152849</u>	Check	PARKER'S BUILDING SUPPLY - WOODVILLE	-590.65
09/12/2024	<u>152850</u>	Check	POWERPLAN	-5,165.30
09/12/2024	<u>152851</u>	Check	POWERPLAN	-529.79
09/12/2024	<u>152852</u>	Check	QUILL CORPORATION	-454.96
09/12/2024	<u>152853</u>	Check	QUILL CORPORATION	-82.36
09/12/2024	<u>152854</u>	Check	QUILL CORPORATION	-20.98
09/12/2024	<u>152855</u>	Check	QUILL CORPORATION	-20.98
09/12/2024	<u>152857</u>	Check	SENECA WATER SUPPLY CORP.	-56.28
09/12/2024	<u>152858</u>	Check	SHADY GROVE VOLUNTEER FIRE DEPT.	-150.00
09/12/2024	<u>152859</u>	Check	SMART'S TRUCK & TRAILER EQUIPMENT, I	-43.80
09/12/2024	<u>152860</u>	Check	SOUTHERN HEALTH PARTNERS	-9,514.74
09/12/2024	<u>152861</u>	Check	SPARKLIGHT	-800.00
09/12/2024	<u>152862</u>	Check	SULLIVAN'S HARDWARE	-315.90
09/12/2024	<u>152863</u>	Check	SYNOVIA SOLUTIONS LLC	-320.00
09/12/2024	<u>152864</u>	Check	SYSCO FOOD SERVICES	-723.84
09/12/2024	<u>152866</u>	Check	TEJAS EQUIPMENT, INC.	-192.95
09/12/2024	<u>152867</u>	Check	TEJAS EQUIPMENT, INC.	-276.71
09/12/2024	<u>152868</u>	Check	TEJAS EQUIPMENT, INC.	-328.60
09/12/2024	<u>152869</u>	Check	TEXAS DEPARTMENT OF STATE HEALTH SE	-168.36
09/12/2024	<u>152870</u>	Check	TEXAS MATERIALS GROUP, INC.	-23,404.40
09/12/2024	<u>152871</u>	Check	THOMSON REUTERS - WEST PAYMENT CEN	-1,220.31
09/12/2024	<u>152872</u>	Check	TMS INTERNATIONAL, LLC.	-4,925.03
09/12/2024	<u>152873</u>	Check	U PUMP IT - GARDNER OIL	-8,776.10
09/12/2024	<u>152874</u>	Check	U.S. POSTAL SERVICE (POSTAGE-BY-PHOI	-1,500.00
09/12/2024	<u>152875</u>	Check	VERIZON WIRELESS	-88.33
09/12/2024	<u>152876</u>	Check	WALLING SIGNS & GRAPHICS	-260.00

Cleared Checks

Item Date	Reference	Item Type	Description	Amount
09/12/2024	<u>152882</u>	Check	APPRISS, INC.	-1,694.62
09/12/2024	<u>152883</u>	Check	BOB BARKER COMPANY, INC.	-178.01
09/12/2024	<u>152884</u>	Check	BROWN, PATRICA	-66.00
09/12/2024	<u>152886</u>	Check	CLINICAL SOLUTIONS	-1,303.83
09/12/2024	<u>152887</u>	Check	DIRECT SOLUTIONS	-4,426.90
09/12/2024	<u>152888</u>	Check	EASON SERVICE CENTER	-2,922.88
09/12/2024	<u>152889</u>	Check	GRIPON, EDWARD M.D.	-7,665.00
09/12/2024	<u>152890</u>	Check	HON, WILLIAM LEE	-5,675.00
09/12/2024	<u>152891</u>	Check	JACK ALEXANDER, LTD.	-13,422.85
09/12/2024	<u>152892</u>	Check	KYLES, YSIDRA M. ATTY.	-5,975.00
09/12/2024	<u>152893</u>	Check	LAKEWAY TIRE & SERVICE-JASPER (AR)	-785.74
09/12/2024	<u>152894</u>	Check	LOCAL SANITATION, LLC	-14.25
09/12/2024	<u>152895</u>	Check	MONK, LEANN	-662.56
09/12/2024	<u>152896</u>	Check	MOTT WHOLESALE, INC.	-1,002.42
09/12/2024	<u>152897</u>	Check	O'REILLY AUTOMOTIVE, INC.	-18.99
09/12/2024	<u>152898</u>	Check	PATE, DARION	-1,400.00
09/12/2024	<u>152899</u>	Check	PHILLIPS, BOBBY L.	-830.00
09/12/2024	<u>152900</u>	Check	QUILL CORPORATION	-63.95
09/12/2024	<u>152901</u>	Check	RUSSELL, BRENDA	-230.00
09/12/2024	<u>152902</u>	Check	SYSCO FOOD SERVICES	-860.00
09/12/2024	<u>152903</u>	Check	SYSCO FOOD SERVICES	-7,077.78
09/12/2024	<u>152904</u>	Check	TEXAS DOCUMENT SOLUTIONS INC./PHIL/	-184.16
09/12/2024	<u>152905</u>	Check	TEXAS DOCUMENT SOLUTIONS INC./PHIL/	-898.96
09/12/2024	<u>152906</u>	Check	TEXAS DOCUMENT SOLUTIONS INC./PHIL/	-83.14
09/12/2024	<u>152907</u>	Check	TEXAS DOCUMENT SOLUTIONS INC./PHIL/	-583.99
09/12/2024	<u>152908</u>	Check	TEXAS MATERIALS GROUP, INC.	-2,040.50
09/12/2024	<u>152909</u>	Check	VERIZON WIRELESS	-1,150.09
09/12/2024	<u>152910</u>	Check	VOTACALL, INC.	-57.00
09/12/2024	<u>152911</u>	Check	WRIGHT, RUSSELL J.	-3,125.00
09/12/2024	<u>152912</u>	Check	CYPHER COMPUTERS	-420.00
09/12/2024	<u>152913</u>	Check	HUGHES, DOUG	-1,157.92
09/12/2024	<u>152914</u>	Check	MONK, LEANN	-120.44
09/16/2024	<u>152915</u>	Check	MONTALBANO, BROOKE	-446.38
09/16/2024	<u>152916</u>	Check	NASH, PAULA	-446.38
09/16/2024	<u>152917</u>	Check	RUSSELL, TORRI	-651.19
09/17/2024	<u>152919</u>	Check	CONSTRUCTION FINANCIAL ADMINISTRAT	-647,376.63
09/17/2024	<u>152920</u>	Check	CTC DISASTER RESPONSE, INC.	-42,100.63
09/17/2024	<u>152921</u>	Check	DEBRISTECH, LLC	-17,130.15
09/17/2024	<u>152922</u>	Check	GOODWIN-LASITER-STRONG	-525.00
09/17/2024	<u>152923</u>	Check	NEW YORK LIFE INSURANCE	-1,076.74
09/17/2024	<u>152925</u>	Check	CCTHITA TRIBAL CHILD SUPPORT UNIT	-327.16
09/17/2024	<u>152926</u>	Check	TYLER COUNTY PAYROLL	-53,079.41
09/17/2024	<u>152929</u>	Check	TYLER COUNTY PAYROLL	-186,889.96
09/17/2024	<u>152930</u>	Check	NATIONWIDE RETIREMENT SOLUTIONS	-100.00
09/18/2024	<u>152932</u>	Check	CONSTRUCTION FINANCIAL ADMINISTRAT	-14,630.06

Cleared Checks

Item Date	Reference	Item Type	Description	Amount
09/18/2024	<u>152933</u>	Check	TAC HEALTH BENEFITS POOL (TAC-HEBP)	-123,758.82
09/18/2024	<u>152940</u>	Check	ENTERGY	-9,506.71
09/19/2024	<u>152941</u>	Check	A T & T - 019 DATA PROC.	-60.32
09/19/2024	<u>152943</u>	Check	ADVANCED SYSTEMS & ALARMS SERVICES	-802.98
09/19/2024	<u>152944</u>	Check	ALLEN, TERRY	-794.15
09/19/2024	<u>152945</u>	Check	ARD, MELINDA	-90.00
09/19/2024	<u>152946</u>	Check	ATTOYAC ROCK, LLC	-8,158.22
09/19/2024	<u>152947</u>	Check	BEAUMONT TRACTOR COMPANY, INC.	-1,451.56
09/19/2024	<u>152948</u>	Check	BPSO	-15,198.60
09/19/2024	<u>152949</u>	Check	CHARTER COMMUNICATIONS	-186.66
09/19/2024	<u>152950</u>	Check	CONSOLIDATED COMMUNICATIONS	-16.98
09/19/2024	<u>152951</u>	Check	CROCKER, GLEN ATTORNEY AT LAW	-525.00
09/19/2024	<u>152952</u>	Check	CROWE LLP	-25,250.00
09/19/2024	<u>152953</u>	Check	EASON SERVICE CENTER	-15.00
09/19/2024	<u>152954</u>	Check	ENTERGY	-1,517.97
09/19/2024	<u>152955</u>	Check	EVERYTHING U	-253.72
09/19/2024	<u>152956</u>	Check	FIRST BAPTIST CHURCH OF WOODVILLE	-300.00
09/19/2024	<u>152957</u>	Check	FLEET SAFETY/DANA SAFETY SUPPLY, INC	-2,157.96
09/19/2024	<u>152958</u>	Check	FLIGHT LIGHT INC.	-431.86
09/19/2024	<u>152962</u>	Check	J & M AIRCRAFT SUPPLY, INC.	-354.65
09/19/2024	<u>152963</u>	Check	JACK ALEXANDER, LTD.	-16,520.00
09/19/2024	<u>152964</u>	Check	JEFFERSON COUNTY CLERK	-360.00
09/19/2024	<u>152965</u>	Check	JERRY'S SAW SHOP	-192.45
09/19/2024	<u>152966</u>	Check	Leann Monk, Tyler County Treasurer	-1,400.00
09/19/2024	<u>152968</u>	Check	MOORE, TIANNA	-40.00
09/19/2024	<u>152969</u>	Check	MY FLEET CENTER	-706.81
09/19/2024	<u>152970</u>	Check	O'REILLY AUTOMOTIVE, INC.	-320.63
09/19/2024	<u>152971</u>	Check	OVERHEAD DOOR COMPANY OF BEAUMON	-540.75
09/19/2024	<u>152972</u>	Check	PARKER'S BUILDING SUPPLY - WOODVILLI	-1,333.92
09/19/2024	<u>152974</u>	Check	PITNEY BOWES - PURCHASE POWER	-520.93
09/19/2024	<u>152975</u>	Check	PITNEY BOWES GLOBAL FINANCIAL SERVI	-270.00
09/19/2024	<u>152976</u>	Check	RAIFORD, KRISTEN, CSR	-931.32
09/19/2024	<u>152977</u>	Check	RILEY FUNERAL HOME	-375.00
09/19/2024	<u>152978</u>	Check	SETTLOCKER, JR., JOHN	-236.00
09/19/2024	<u>152979</u>	Check	SMART'S TRUCK & TRAILER EQUIPMENT, I	-24.23
09/19/2024	<u>152980</u>	Check	SOUTHERN HEALTH PARTNERS	-138.57
09/19/2024	<u>152981</u>	Check	SPARKLIGHT	-206.43
09/19/2024	<u>152982</u>	Check	STRINGER & GRIFFIN FUNERAL HOME	-500.00
09/19/2024	<u>152984</u>	Check	SYSTEM ACCESS	-70.00
09/19/2024	<u>152985</u>	Check	TEXAS ASSOCIATION OF COUNTY OFFICIA	-575.00
09/19/2024	<u>152986</u>	Check	TEXAS MATERIALS GROUP, INC.	-9,231.20
09/19/2024	<u>152987</u>	Check	TYLER COUNTY BOOSTER	-50.00
09/19/2024	<u>152988</u>	Check	WALLING SIGNS & GRAPHICS	-297.00
09/19/2024	<u>152989</u>	Check	WALMART/CAPITAL ONE	-722.09
09/19/2024	<u>152992</u>	Check	FLIGHT LIGHT INC.	-431.68

Cleared Checks

Item Date	Reference	Item Type	Description	Amount
09/19/2024	<u>152993</u>	Check	TYLER COUNTY PAYROLL	-1,402.04
09/19/2024	<u>152994</u>	Check	TYLER COUNTY PAYROLL	-233.43
09/26/2024	<u>153008</u>	Check	CYPHER COMPUTERS	-490.00
09/26/2024	<u>153015</u>	Check	HOLLOWAY, STEPHEN D	-118.00
09/26/2024	<u>153016</u>	Check	HUGHES, JAMES "RUSTY"	-420.00
09/26/2024	<u>153017</u>	Check	HUGHES,MIKE	-300.24
09/26/2024	<u>153018</u>	Check	JACK ALEXANDER, LTD.	-7,433.83
09/26/2024	<u>153026</u>	Check	ROSS, ANTHONY	-293.54
09/26/2024	<u>153027</u>	Check	SETTLOCKER, JR., JOHN	-118.00
09/26/2024	<u>153028</u>	Check	SHIRLEY, J.P.	-6,905.93
09/26/2024	<u>153033</u>	Check	SYSTEM ACCESS	-210.00
09/26/2024	<u>153048</u>	Check	WEATHERFORD, BRYAN/TYLER COUNTY S-	-118.00
09/26/2024	<u>153049</u>	Check	YEATER, CARRIE	-395.50
Total Cleared Checks (267)				-2,334,306.89

Cleared Other

Item Date	Reference	Item Type	Description	Amount
08/08/2024	<u>DFT0002844</u>	Bank Draft	VOYA INSTITUTIONAL TRUST COMPANY	-87.50
08/22/2024	<u>DFT0002850</u>	Bank Draft	VOYA INSTITUTIONAL TRUST COMPANY	-87.50
08/30/2024	<u>DEPR0000080</u>	Deposit Reversal	CORRECTION OF DUPLICATE RECEIPT #00	-158.00
08/31/2024	<u>DFT0002843</u>	Bank Draft	TEXAS COUNTY & DISTRICT RETIREMENT	-34,800.34
08/31/2024	<u>DFT0002847</u>	Bank Draft	TEXAS COUNTY & DISTRICT RETIREMENT	-77.30
08/31/2024	<u>DFT0002849</u>	Bank Draft	TEXAS COUNTY & DISTRICT RETIREMENT	-35,226.58
08/31/2024	<u>DFT0002853</u>	Bank Draft	TEXAS COUNTY & DISTRICT RETIREMENT	-726.50
09/05/2024	<u>DFT0002857</u>	Bank Draft	OFFICE OF THE A.G. CHILD SUPPORT DIV.	-163.04
09/19/2024	<u>152958</u>	Check Reversal	FLIGHT LIGHT INC. Reversal	431.86
09/19/2024	<u>DFT0002860</u>	Bank Draft	OFFICE OF THE A.G. CHILD SUPPORT DIV.	-163.04
09/30/2024	<u>INT0000535</u>	Interest	Interest Allocation	14,954.39
09/30/2024	<u>DEPR0000081</u>	Deposit Reversal	FRAUDULENT CHECK/12/2023	-1,900.00
09/30/2024	<u>MISC0000299</u>	Miscellaneous	BANK ENCODING ERROR CORRECTION/CH	0.20
09/30/2024	<u>MISC0000299</u>	Miscellaneous	BANK ENCODING ERROR CORRECTION/CH	-0.20
09/30/2024	<u>MISC0000300</u>	Miscellaneous	BANK ENCODING ERROR CORRECTION/CH	-0.20
09/30/2024	<u>MISC0000302</u>	Miscellaneous	CORRECTING KATHY HARRIS TCDRS DEDU	33.60
09/30/2024	<u>MISC0000302</u>	Miscellaneous	CORRECTING KATHY HARRIS TCDRS DEDU	-33.60
09/30/2024	<u>MISC0000304</u>	Miscellaneous	CORRECTING KATHY HARRIS TCDRS DEDU	33.60
Total Cleared Other (18)				-57,970.15

Outstanding Checks

Item Date	Reference	Item Type	Description	Amount
11/06/2020	<u>138843</u>	Check	KETHAN, EMMA	-72.00
11/09/2020	<u>138715</u>	Check	CHESTER BAPTIST CHURCH	-25.00
07/15/2021	<u>141529</u>	Check	PAGE, NICKOLOS R.	-7.00

Outstanding Checks

Item Date	Reference	Item Type	Description	Amount
08/18/2022	<u>145479</u>	Check	VERIZON WIRELESS	-37.99
09/22/2022	<u>145728</u>	Check	ALDERMAN, OLIVER NEIL	-25.00
09/22/2022	<u>145785</u>	Check	TIPTON, JEREMY	-150.00
10/31/2022	<u>146082</u>	Check	ESTATE OF ROBERT MANN	-700.00
12/01/2022	<u>146383</u>	Check	PAIGE ALAINE BATCHELOR	-50.00
12/20/2022	<u>146754</u>	Check	GROZE, CURTIS	-10.00
02/02/2023	<u>147145</u>	Check	TDCA/TEXAS DISTRICT COURT ALLIANCE	-50.00
03/28/2023	<u>147658</u>	Check	WHITWORTH, LEIGH ANN	-3.35
03/28/2023	<u>147660</u>	Check	HARDIN, JOSHUA A.	-19.27
05/03/2023	<u>148022</u>	Check	JAMES OLIVER REYNOLDS	-50.00
05/12/2023	<u>148126</u>	Check	LEAL-HUDSON , RACHEL ATTY.	-450.00
05/12/2023	<u>148151</u>	Check	TEXAS DEPARTMENT OF MOTOR VEHICLES	-538.50
07/06/2023	<u>148580</u>	Check	HARRIS, JENNIFER TORI	-50.00
07/13/2023	<u>148686</u>	Check	LAKEWAY TIRE & SERVICE-JASPER (AR)	-1,495.20
10/12/2023	<u>149655</u>	Check	VERBATIM REPORTING & TRANSCRIPTION	-290.00
10/25/2023	<u>149742</u>	Check	POWERS, MILTON	-12.50
12/06/2023	<u>150129</u>	Check	SONESTA BEE CAVE/AUSTIN HILL COUNTF	-170.00
01/04/2024	<u>150375</u>	Check	TEXAS DOCUMENT SOLUTIONS INC./PHIL/	-209.62
01/18/2024	<u>150526</u>	Check	ESTATE OF ROBERT MANN	-350.00
02/22/2024	<u>150851</u>	Check	BABIN, LUCAS	-58.96
03/06/2024	<u>150958</u>	Check	SOAPE INC., ROGER A.	-117.31
04/25/2024	<u>151474</u>	Check	KRISTEN MOUSER	-37.00
06/20/2024	<u>152054</u>	Check	TEXAS DEPT. PARKS & WILDLIFE-MOSLEY	-59.50
06/26/2024	<u>152123</u>	Check	SANDOVAL FORTIN, CARLOS ALBERTO	-6.00
07/03/2024	<u>152187</u>	Check	GREGORY, DONECE	-59.00
07/11/2024	<u>152217</u>	Check	DILBECK, JAYDEN G.	-45.00
07/11/2024	<u>152271</u>	Check	ULINE	-391.50
07/17/2024	<u>152336</u>	Check	MARQUWEZ, ROBERTO PONCE	-7.00
07/31/2024	<u>152463</u>	Check	WALMART/CAPITAL ONE	-378.50
07/31/2024	<u>152465</u>	Check	WOODVILLE COLLISION	-3,708.66
08/26/2024	<u>152713</u>	Check	WALMART/CAPITAL ONE	-107.56
08/29/2024	<u>152718</u>	Check	B-C COMPANY, INC	-15,869.43
09/04/2024	<u>152778</u>	Check	TYLER COUNTY TAX ASSESSOR / COLLECT	-200.00
09/12/2024	<u>152835</u>	Check	ENGLISH, CHIP	-85.00
09/12/2024	<u>152856</u>	Check	SECOND ADMINISTRATIVE JUDICIAL REGI	-2,936.15
09/12/2024	<u>152865</u>	Check	TDCAA	-75.00
09/12/2024	<u>152877</u>	Check	WILSON INSURANCE AGENCY	-170.00
09/12/2024	<u>152878</u>	Check	WOODVILLE VOLUNTEER FIRE DEPT.	-150.00
09/12/2024	<u>152885</u>	Check	CLEBERG, TINA LPC	-300.00
09/16/2024	<u>152918</u>	Check	TDCAA	-350.00
09/17/2024	<u>152924</u>	Check	ENGLISH, CHIP	-730.00
09/17/2024	<u>152931</u>	Check	TYLER COUNTY TAX ASSESSOR / COLLECT	-200.00
09/19/2024	<u>152942</u>	Check	ABLES-LAND, INC.	-794.72
09/19/2024	<u>152959</u>	Check	FOSTER, SHANNON DALE	-44.80
09/19/2024	<u>152960</u>	Check	G & G LOCK AND SAFE CO.	-3,482.06

Outstanding Checks

Item Date	Reference	Item Type	Description	Amount
09/19/2024	<u>152961</u>	Check	HASSIG, KAELA	-45.00
09/19/2024	<u>152967</u>	Check	MARTIN, BROOKE	-40.00
09/19/2024	<u>152973</u>	Check	PATINO, JESSICA	-40.00
09/19/2024	<u>152983</u>	Check	SYSCO FOOD SERVICES	-780.96
09/19/2024	<u>152990</u>	Check	WOODVILLE VETERINARY CLINIC	-347.20
09/19/2024	<u>152991</u>	Check	TEXAS JUVENILE JUSTICE DEPARTMENT	-167.18
09/24/2024	<u>152995</u>	Check	MASA Medical Transport Solutions	-907.00
09/25/2024	<u>152997</u>	Check	AFLAC INSURANCE	-11,338.66
09/26/2024	<u>153004</u>	Check	A T & T - 019 DATA PROC.	-1,038.13
09/26/2024	<u>153005</u>	Check	A T & T NRCS	-79.41
09/26/2024	<u>153006</u>	Check	ADVANCED SYSTEMS & ALARMS SERVICES	-35.00
09/26/2024	<u>153007</u>	Check	CTC DISASTER RESPONSE, INC.	-2,151.80
09/26/2024	<u>153009</u>	Check	DATAPILOT, INC.	-1,995.00
09/26/2024	<u>153010</u>	Check	DELL MARKETING L.P.	-798.28
09/26/2024	<u>153011</u>	Check	DEPARTMENT OF INFORMATION RESOURC	-47.67
09/26/2024	<u>153012</u>	Check	FLIGHT LIGHT INC.	-156.25
09/26/2024	<u>153013</u>	Check	GABRIEL ROEDER SMITH & COMPANY	-3,390.00
09/26/2024	<u>153014</u>	Check	HCTRA-VIOLATIONS	-25.60
09/26/2024	<u>153019</u>	Check	KOLOGIK LLC	-726.00
09/26/2024	<u>153020</u>	Check	MOBILEXUSA	-190.17
09/26/2024	<u>153021</u>	Check	NATIONAL SHERIFFS' ASSOCIATION	-250.00
09/26/2024	<u>153022</u>	Check	NET DATA CORP.	-4,992.00
09/26/2024	<u>153023</u>	Check	PARKER'S BUILDING SUPPLY - WOODVILLI	-38.98
09/26/2024	<u>153024</u>	Check	POWERS, MILTON	-298.00
09/26/2024	<u>153025</u>	Check	QUILL CORPORATION	-404.74
09/26/2024	<u>153029</u>	Check	SOUTHERN HEALTH PARTNERS	-149.38
09/26/2024	<u>153030</u>	Check	SOUTHERN TRACTOR	-34.99
09/26/2024	<u>153031</u>	Check	SPARKLETTS & SIERRA SPRINGS	-819.30
09/26/2024	<u>153032</u>	Check	SPARKLETTS & SIERRA SPRINGS	-52.94
09/26/2024	<u>153034</u>	Check	TEXAS DOCUMENT SOLUTIONS INC./PHIL/	-154.19
09/26/2024	<u>153035</u>	Check	TEXAS DOCUMENT SOLUTIONS INC./PHIL/	-887.63
09/26/2024	<u>153036</u>	Check	TEXAS DOCUMENT SOLUTIONS INC./PHIL/	-56.00
09/26/2024	<u>153037</u>	Check	TEXAS DOCUMENT SOLUTIONS INC./PHIL/	-235.51
09/26/2024	<u>153038</u>	Check	TEXAS DOCUMENT SOLUTIONS INC./PHIL/	-238.20
09/26/2024	<u>153039</u>	Check	TEXAS DOCUMENT SOLUTIONS INC./PHIL/	-90.65
09/26/2024	<u>153040</u>	Check	TEXAS DOCUMENT SOLUTIONS INC./PHIL/	-120.87
09/26/2024	<u>153041</u>	Check	TEXAS DOCUMENT SOLUTIONS, INC./AUS'	-110.99
09/26/2024	<u>153042</u>	Check	TEXAS DOCUMENT SOLUTIONS, INC./AUS'	-54.10
09/26/2024	<u>153043</u>	Check	TEXAS JAIL ASSOCIATION	-30.00
09/26/2024	<u>153044</u>	Check	TND WORKWEAR CO.	-272.85
09/26/2024	<u>153045</u>	Check	TYLER COUNTY APPRAISAL DISTRICT	-124,441.00
09/26/2024	<u>153046</u>	Check	TYLER COUNTY WATER SUPPLY CORP.	-49.35
09/26/2024	<u>153047</u>	Check	WALLING SIGNS & GRAPHICS	-215.75
09/29/2024	<u>153050</u>	Check	CARD SERVICE CENTER/MASTERCARD	-20,512.95

Outstanding Checks

Item Date	Reference	Item Type	Description	Amount
09/30/2024	<u>153056</u>	Check	ARGUS DENTAL & VISION	-3,149.87
Total Outstanding Checks (93)				-217,088.13

Outstanding Other

Item Date	Reference	Item Type	Description	Amount
09/05/2024	<u>DFT0002856</u>	Bank Draft	VOYA INSTITUTIONAL TRUST COMPANY	-87.50
09/19/2024	<u>DFT0002859</u>	Bank Draft	VOYA INSTITUTIONAL TRUST COMPANY	-87.50
09/30/2024	<u>DFT0002855</u>	Bank Draft	TEXAS COUNTY & DISTRICT RETIREMENT	-35,865.55
09/30/2024	<u>DFT0002858</u>	Bank Draft	TEXAS COUNTY & DISTRICT RETIREMENT	-34,999.95
09/30/2024	<u>DFT0002862</u>	Bank Draft Reversal	TEXAS COUNTY & DISTRICT RETIREMENT	69.32
09/30/2024	<u>DFT0002863</u>	Bank Draft	TEXAS COUNTY & DISTRICT RETIREMENT	-205.73
Total Outstanding Other (6)				-71,176.91

Voided Checks

Item Date	Reference	Item Type	Description	Amount
09/04/2024	<u>152774</u>	Check	Void Check	0.00
09/04/2024	<u>152775</u>	Check	Void Check	0.00
09/09/2024	<u>152808</u>	Check	Void Check	0.00
09/09/2024	<u>152809</u>	Check	Void Check	0.00
09/09/2024	<u>152810</u>	Check	Void Check	0.00
09/09/2024	<u>152811</u>	Check	Void Check	0.00
09/09/2024	<u>152812</u>	Check	Void Check	0.00
09/09/2024	<u>152813</u>	Check	Void Check	0.00
09/10/2024	<u>152817</u>	Check	Void Check	0.00
09/10/2024	<u>152819</u>	Check	Void Check	0.00
09/10/2024	<u>152880</u>	Check	Void Check	0.00
09/17/2024	<u>152927</u>	Check	Void Check	0.00
09/17/2024	<u>152928</u>	Check	Void Check	0.00
09/18/2024	<u>152934</u>	Check	Void Check	0.00
09/18/2024	<u>152935</u>	Check	Void Check	0.00
09/18/2024	<u>152936</u>	Check	Void Check	0.00
09/18/2024	<u>152937</u>	Check	Void Check	0.00
09/18/2024	<u>152938</u>	Check	Void Check	0.00
09/18/2024	<u>152939</u>	Check	Void Check	0.00
09/24/2024	<u>152996</u>	Check	Void Check	0.00
09/25/2024	<u>152998</u>	Check	Void Check	0.00
09/25/2024	<u>152999</u>	Check	Void Check	0.00
09/25/2024	<u>153000</u>	Check	Void Check	0.00
09/25/2024	<u>153001</u>	Check	Void Check	0.00
09/25/2024	<u>153002</u>	Check	Void Check	0.00
09/25/2024	<u>153003</u>	Check	Void Check	0.00
09/29/2024	<u>153051</u>	Check	Void Check	0.00

Voided Checks

Item Date	Reference	Item Type	Description	Amount
09/29/2024	<u>153052</u>	Check	Void Check	0.00
09/29/2024	<u>153053</u>	Check	Void Check	0.00
09/29/2024	<u>153054</u>	Check	Void Check	0.00
09/29/2024	<u>153055</u>	Check	Void Check	0.00
09/30/2024	<u>153057</u>	Check	Void Check	0.00
Total Voided Checks (32)				0.00



Tyler County, TX

Bank Statement Register

Transaction Summary

Transaction Type	Count	Outstanding	Cleared	Total
Bank Draft Reversal	1	69.32	0.00	69.32
Bank Draft	13	-71,246.23	-71,331.80	-142,578.03
Check	392	-217,088.13	-2,334,306.89	-2,551,395.02
Deposit	80	0.00	1,142,203.67	1,142,203.67
Check Reversal	1	0.00	431.86	431.86
Interest	1	0.00	14,954.39	14,954.39
Miscellaneous	6	0.00	33.40	33.40
Deposit Reversal	2	0.00	-2,058.00	-2,058.00
		-288,265.04	-1,250,073.37	-1,538,338.41



Journal: JN04608

Description: Interest Allocation

Controlling Fund: 999

Posting Date: 9/30/2024

Accrual Date:

Added Date: 10/3/2024

Adjusting Entry: N

Account	Account Name	Description	Project Account Key	JE Type:	IFT	Amount
010-35100	INTEREST ON INVESTMENTS	Interest				-8,399.24
022-35100	INTEREST ON INVESTMENTS	Interest				-553.05
023-35100	INTEREST ON INVESTMENTS	Interest				-213.90
024-35100	INTEREST ON INVESTMENTS	Interest				-318.82
025-35100	INTEREST ON INVESTMENTS	Interest				271.29
026-35100	INTEREST ON INVESTMENTS	Interest				-39.85
028-35100	INTEREST ON INVESTMENTS	Interest				-17.80
031-35100	INTEREST ON INVESTMENTS	Interest				-308.10
032-35100	INTEREST ON INVESTMENTS	Interest				-1.63
033-35100	INTEREST ON INVESTMENTS	Interest				-124.35
036-35100	INTEREST ON INVESTMENTS	Interest				-66.57
041-35100	INTEREST ON INVESTMENTS	Interest				-91.77
045-35100	INTEREST ON INVESTMENTS	Interest				-92.45
051-35100	INTEREST ON INVESTMENTS	Interest				-122.07
054-35100	INTEREST ON INVESTMENTS	Interest				-452.65
072-35100	INTEREST ON INVESTMENTS	Interest				-0.71
073-35100	INTEREST ON INVESTMENTS	Interest				-30.52
076-35100	INTEREST ON INVESTMENTS	Interest				-99.10
088-35100	INTEREST ON INVESTMENTS	Interest				-21.82
089-35100	INTEREST ON INVESTMENTS	Interest				-461.13
096-35100	INTEREST ON INVESTMENTS	Interest				-7.43
101-35100	INTEREST ON INVESTMENTS	Interest				-114.18
103-35100	INTEREST ON INVESTMENTS	Interest				-16.30
113-35100	INTEREST ON INVESTMENTS	Interest				-20.39
035-35100	INTEREST ON INVESTMENTS	Interest				-880.56
021-35100	INTEREST ON INVESTMENTS	Interest				-294.54
028-35100	INTEREST ON INVESTMENTS	Interest				-17.80
029-35100	INTEREST ON INVESTMENTS	Interest				-5.28
042-35100	INTEREST ON INVESTMENTS	Interest				-99.49
044-35100	INTEREST ON INVESTMENTS	Interest				39.33
049-35100	INTEREST ON INVESTMENTS	Interest				-54.56
111-35100	INTEREST ON INVESTMENT	Interest				-1,238.09
034-35100	INTEREST ON INVESTMENTS	Interest				-176.27
047-35100	INTEREST ON INVESTMENTS	Interest				-19.01
050-35100	INTEREST ON INVESTMENTS	Interest				-880.56
097-35100	INTEREST ON INVESTMENTS	Interest				-25.02

Journal Entry Register

Account	Account Name	Description	Project Account Key	IFT	Amount
999-29999	Due To Other Funds	Interest Allocation		Y	-318.82
999-29999	Due To Other Funds	Interest Allocation		Y	-308.10
999-29999	Due To Other Funds	Interest Allocation		Y	-294.54
999-29999	Due To Other Funds	Interest Allocation		Y	-213.90
999-29999	Due To Other Funds	Interest Allocation		Y	-176.27
999-29999	Due To Other Funds	Interest Allocation		Y	-124.35
999-29999	Due To Other Funds	Interest Allocation		Y	-122.07
999-29999	Due To Other Funds	Interest Allocation		Y	-114.18
999-29999	Due To Other Funds	Interest Allocation		Y	-99.49
999-29999	Due To Other Funds	Interest Allocation		Y	-99.10
999-29999	Due To Other Funds	Interest Allocation		Y	-92.45
999-29999	Due To Other Funds	Interest Allocation		Y	-91.77
999-29999	Due To Other Funds	Interest Allocation		Y	-66.57
999-29999	Due To Other Funds	Interest Allocation		Y	-54.56
999-29999	Due To Other Funds	Interest Allocation		Y	-39.85
999-29999	Due To Other Funds	Interest Allocation		Y	-35.60
999-29999	Due To Other Funds	Interest Allocation		Y	-30.52
999-29999	Due To Other Funds	Interest Allocation		Y	-25.02
999-29999	Due To Other Funds	Interest Allocation		Y	-21.82
999-29999	Due To Other Funds	Interest Allocation		Y	-20.39
999-29999	Due To Other Funds	Interest Allocation		Y	-19.01
999-29999	Due To Other Funds	Interest Allocation		Y	-16.30
999-29999	Due To Other Funds	Interest Allocation		Y	-7.43
999-29999	Due To Other Funds	Interest Allocation		Y	-5.28
999-29999	Due To Other Funds	Interest Allocation		Y	-1.63
999-29999	Due To Other Funds	Interest Allocation		Y	-0.71
999-29999	Due To Other Funds	Interest Allocation		Y	39.33
999-29999	Due To Other Funds	Interest Allocation		Y	271.29

Account Summary

Account	Account Name	Debits	Credits	Amount
<u>010-10100</u>	TREASURER'S CHECKING	8,399.24	0.00	8,399.24
<u>010-35100</u>	INTEREST ON INVESTMENTS	0.00	8,399.24	-8,399.24
<u>021-10100</u>	TREASURER'S CHECKING	294.54	0.00	294.54
<u>021-35100</u>	INTEREST ON INVESTMENTS	0.00	294.54	-294.54
<u>022-10100</u>	TREASURER'S CHECKING	553.05	0.00	553.05
<u>022-35100</u>	INTEREST ON INVESTMENTS	0.00	553.05	-553.05
<u>023-10100</u>	TREASURER'S CHECKING	213.90	0.00	213.90
<u>023-35100</u>	INTEREST ON INVESTMENTS	0.00	213.90	-213.90
<u>024-10100</u>	TREASURER'S CHECKING	318.82	0.00	318.82
<u>024-35100</u>	INTEREST ON INVESTMENTS	0.00	318.82	-318.82
<u>025-10100</u>	TREASURER'S CHECKING	0.00	271.29	-271.29
<u>025-35100</u>	INTEREST ON INVESTMENTS	271.29	0.00	271.29
<u>026-10100</u>	TREASURER'S CHECKING	39.85	0.00	39.85
<u>026-35100</u>	INTEREST ON INVESTMENTS	0.00	39.85	-39.85
<u>028-10100</u>	TREASURER'S CHECKING	35.60	0.00	35.60
<u>028-35100</u>	INTEREST ON INVESTMENTS	0.00	35.60	-35.60
<u>029-10100</u>	TREASURER'S CHECKING	5.28	0.00	5.28
<u>029-35100</u>	INTEREST ON INVESTMENTS	0.00	5.28	-5.28
<u>031-10100</u>	TREASURER'S CHECKING	308.10	0.00	308.10
<u>031-35100</u>	INTEREST ON INVESTMENTS	0.00	308.10	-308.10
<u>032-10100</u>	TREASURER'S CHECKING	1.63	0.00	1.63
<u>032-35100</u>	INTEREST ON INVESTMENTS	0.00	1.63	-1.63
<u>033-10100</u>	TREASURER'S CHECKING	124.35	0.00	124.35
<u>033-35100</u>	INTEREST ON INVESTMENTS	0.00	124.35	-124.35
<u>034-10100</u>	TREASURER'S CHECKING	176.27	0.00	176.27
<u>034-35100</u>	INTEREST ON INVESTMENTS	0.00	176.27	-176.27
<u>035-10100</u>	TREASURER'S CHECKING	880.56	0.00	880.56
<u>035-35100</u>	INTEREST ON INVESTMENTS	0.00	880.56	-880.56
<u>036-10100</u>	TREASURER'S CHECKING	66.57	0.00	66.57
<u>036-35100</u>	INTEREST ON INVESTMENTS	0.00	66.57	-66.57
<u>041-10100</u>	TREASURER'S CHECKING	91.77	0.00	91.77
<u>041-35100</u>	INTEREST ON INVESTMENTS	0.00	91.77	-91.77
<u>042-10100</u>	TREASURER'S CHECKING	99.49	0.00	99.49
<u>042-35100</u>	INTEREST ON INVESTMENTS	0.00	99.49	-99.49
<u>044-10100</u>	TREASURER'S CHECKING	0.00	39.33	-39.33
<u>044-35100</u>	INTEREST ON INVESTMENTS	39.33	0.00	39.33
<u>045-10100</u>	TREASURER'S CHECKING	92.45	0.00	92.45
<u>045-35100</u>	INTEREST ON INVESTMENTS	0.00	92.45	-92.45
<u>047-10100</u>	TREASURER'S CHECKING	19.01	0.00	19.01
<u>047-35100</u>	INTEREST ON INVESTMENTS	0.00	19.01	-19.01
<u>049-10100</u>	TREASURER'S CHECKING	54.56	0.00	54.56
<u>049-35100</u>	INTEREST ON INVESTMENTS	0.00	54.56	-54.56

Account	Account Name	Debits	Credits	Amount
<u>050-10100</u>	TREASURER'S CHECKING	880.56	0.00	880.56
<u>050-35100</u>	INTEREST ON INVESTMENTS	0.00	880.56	-880.56
<u>051-10100</u>	TREASURER'S CHECKING	122.07	0.00	122.07
<u>051-35100</u>	INTEREST ON INVESTMENTS	0.00	122.07	-122.07
<u>054-10100</u>	TREASURER'S CHECKING	452.65	0.00	452.65
<u>054-35100</u>	INTEREST ON INVESTMENTS	0.00	452.65	-452.65
<u>072-10100</u>	TREASURER'S CHECKING	0.71	0.00	0.71
<u>072-35100</u>	INTEREST ON INVESTMENTS	0.00	0.71	-0.71
<u>073-10100</u>	TREASURER'S CHECKING	30.52	0.00	30.52
<u>073-35100</u>	INTEREST ON INVESTMENTS	0.00	30.52	-30.52
<u>076-10100</u>	TREASURER'S CHECKING	99.10	0.00	99.10
<u>076-35100</u>	INTEREST ON INVESTMENTS	0.00	99.10	-99.10
<u>088-10100</u>	TREASURER'S CHECKING	21.82	0.00	21.82
<u>088-35100</u>	INTEREST ON INVESTMENTS	0.00	21.82	-21.82
<u>089-10100</u>	TREASURER'S CHECKING	461.13	0.00	461.13
<u>089-35100</u>	INTEREST ON INVESTMENTS	0.00	461.13	-461.13
<u>096-10100</u>	TREASURER'S CHECKING	0.00	461.13	-461.13
<u>096-35100</u>	INTEREST ON INVESTMENTS	7.43	0.00	7.43
<u>097-10100</u>	TREASURER'S CHECKING	0.00	7.43	-7.43
<u>097-35100</u>	INTEREST ON INVESTMENTS	25.02	0.00	25.02
<u>101-10100</u>	TREASURER'S CHECKING	0.00	25.02	-25.02
<u>101-35100</u>	INTEREST ON INVESTMENTS	114.18	0.00	114.18
<u>103-10100</u>	TREASURER'S CHECKING	0.00	114.18	-114.18
<u>103-35100</u>	INTEREST ON INVESTMENTS	16.30	0.00	16.30
<u>111-10100</u>	TREASURER'S CHECKING	0.00	16.30	-16.30
<u>111-35100</u>	INTEREST ON INVESTMENT	1,238.09	0.00	1,238.09
<u>113-10100</u>	TREASURER'S CHECKING	0.00	1,238.09	-1,238.09
<u>113-35100</u>	INTEREST ON INVESTMENTS	20.39	0.00	20.39
<u>999-10100</u>	Treasurer's Checking	14,954.39	0.00	14,954.39
<u>999-29999</u>	Due To Other Funds	310.62	15,265.01	-14,954.39

Journal Summary

Journal Count:	1
Entry Count:	107
Debits:	30,840.64
Credits:	-30,840.64



Tyler County, TX

Bank Statement Register

Payroll BNK

Period 9/1/2024 - 9/30/2024

Packet: BRPKT01589

Bank Statement

General Ledger

Beginning Balance	3,760.01	Account Balance	0.00
Plus Debits	491,792.31	Less Outstanding Debits	177.70
Less Credits	492,070.01	Plus Outstanding Credits	3,660.01
Adjustments	0.00	Adjustments	0.00
Ending Balance	3,482.31	Adjusted Account Balance	3,482.31

Statement Ending Balance	3,482.31
Bank Difference	0.00
General Ledger Difference	0.00

CASH BALANCE CONSISTS OF THE FOLLOWING GENERAL LEDGER ACCOUNTS

093-10300

PAYROLL ACCOUNT #076-935

Cleared Deposits

Item Date	Reference	Item Type	Description	Amount
09/03/2024	DEP0020569	Deposit	CLPKT06904 BG:Currency	5,032.50
09/04/2024	DEP0020602	Deposit	CLPKT06915 BG:Currency	245,154.97
09/18/2024	DEP0020723	Deposit	CLPKT06955 BG:Currency	239,969.37
09/19/2024	DEP0020748	Deposit	CLPKT06963 BG:Currency	1,635.47
Total Cleared Deposits (4)				491,792.31

Cleared Checks

Item Date	Reference	Item Type	Description	Amount
08/22/2024	91170	Check	91170	-213.37
08/22/2024	91172	Check	91172	-100.00
08/30/2024	91173	Check	91173	-3,762.96
09/05/2024	91174	Check	91174	-5,272.00
09/05/2024	91175	Check	91175	-103.41
09/05/2024	91176	Check	91176	-100.00
09/05/2024	91177	Check	91177	-828.06
09/05/2024	91178	Check	91178	-346.52
09/19/2024	91180	Check	91180	-231.44
09/19/2024	91181	Check	91181	-100.00
09/19/2024	91182	Check	91182	-673.69
09/19/2024	91183	Check	91183	-307.26
09/19/2024	91185	Check	91185	-193.59
09/19/2024	91186	Check	91186	-276.42

Cleared Checks

Item Date	Reference	Item Type	Description	Amount
09/19/2024	91187	Check	91187	-932.03
Total Cleared Checks (15)				-13,440.75

Cleared Other

Item Date	Reference	Item Type	Description	Amount
08/30/2024	DFT0002854	Bank Draft	UNITED STATES TREASURY-IRS	-1,269.54
09/04/2024	DFT0002869	Bank Draft	UNITED STATES TREASURY-IRS	-55,151.88
09/05/2024	EFT0000159	EFT	Payroll EFT	-183,353.10
09/18/2024	DFT0002861	Bank Draft	UNITED STATES TREASURY-IRS	-53,079.41
09/19/2024	DFT0002864	Bank Draft	UNITED STATES TREASURY-IRS	-233.43
09/19/2024	EFT0000160	EFT	Payroll EFT	-185,364.20
09/30/2024	MISC0000296	Miscellaneous	BANK DEBITED PAYROLL ACCT INSTEAD O	-177.70
Total Cleared Other (7)				-478,629.26

Outstanding Checks

Item Date	Reference	Item Type	Description	Amount
11/12/2021	89873	Check	89873	-38.79
12/02/2021	89967	Check	89967	-22.16
11/17/2022	90538	Check	90538	-12.00
05/03/2023	90727	Check	90727	-648.66
11/14/2023	90882	Check	90882	-202.71
11/16/2023	90963	Check	90963	-36.00
12/20/2023	91004	Check	91004	-2,272.95
03/21/2024	2068	Check	2068	-213.37
09/19/2024	91179	Check	91179	-213.37
Total Outstanding Checks (9)				-3,660.01

Outstanding Other

Item Date	Reference	Item Type	Description	Amount
09/30/2024	MISC0000296	Miscellaneous	BANK DEBITED PAYROLL ACCT INSTEAD O	177.70
Total Outstanding Other (1)				177.70



Tyler County, TX

Bank Statement Register

Transaction Summary

Transaction Type	Count	Outstanding	Cleared	Total
Bank Draft	4	0.00	-109,734.26	-109,734.26
Check	24	-3,660.01	-13,440.75	-17,100.76
Deposit	4	0.00	491,792.31	491,792.31
EFT	2	0.00	-368,717.30	-368,717.30
Miscellaneous	2	177.70	-177.70	0.00
		-3,482.31	-277.70	-3,760.01



Tyler County, TX

Bank Statement Register

Jail Interest Sink Account

Period 9/1/2024 - 9/30/2024

Packet: BRPKT01588

Bank Statement

General Ledger

Beginning Balance	502,475.34	Account Balance	455,355.06
Plus Debits	24.72	Less Outstanding Debits	0.00
Less Credits	47,145.00	Plus Outstanding Credits	0.00
Adjustments	1,817.68	Adjustments	1,817.68
Ending Balance	457,172.74	Adjusted Account Balance	457,172.74

Statement Ending Balance	457,172.74
Bank Difference	0.00
General Ledger Difference	0.00

CASH BALANCE CONSISTS OF THE FOLLOWING GENERAL LEDGER ACCOUNTS

043-10100	TREASURER'S CHECKING
043-10220	BANK ACCT #076-919/ I&S JAIL

Adjustments

Item Date	Reference	Item Type	Description	Offsetting Account Number	Amount
09/30/2024	INT0000534	Interest	INTEREST	043-35100	1,817.68
Total Adjustments (1)					1,817.68

Cleared Deposits

Item Date	Reference	Item Type	Description	Amount
09/26/2024	<u>DEP0020793</u>	Deposit	CLPKT06978 BG:Currency	24.72
Total Cleared Deposits (1)				24.72

Cleared Checks

Item Date	Reference	Item Type	Description	Amount
09/04/2024	<u>313</u>	Check	SERVICE BY SCOTT	-12,859.00
09/24/2024	<u>314</u>	Check	VANCE'S A/C & HEATING	-32,830.00
09/26/2024	<u>315</u>	Check	SERVICE BY SCOTT	-1,456.00
Total Cleared Checks (3)				-47,145.00



Tyler County, TX

Bank Statement Register

Transaction Summary

Transaction Type	Count	Outstanding	Cleared	Total
Check	3	0.00	-47,145.00	-47,145.00
Deposit	1	0.00	24.72	24.72
		0.00	-47,120.28	-47,120.28



Tyler County, TX

Bank Statement Register

Small Business Loan

Period 9/1/2024 - 9/30/2024

Packet: BRPKT01592

Bank Statement

General Ledger

Beginning Balance	0.00	Account Balance	0.00
Plus Debits	557.50	Less Outstanding Debits	0.00
Less Credits	557.50	Plus Outstanding Credits	0.00
Adjustments	0.00	Adjustments	0.00
Ending Balance	0.00	Adjusted Account Balance	0.00

Statement Ending Balance	0.00
Bank Difference	0.00
General Ledger Difference	0.00

CASH BALANCE CONSISTS OF THE FOLLOWING GENERAL LEDGER ACCOUNTS

039-10100 TREASURER'S CHECKING
039-10201 SMALL BUSINESS LOAN #086-850

Cleared Deposits

Item Date	Reference	Item Type	Description	Amount
09/09/2024	<u>DEP0020633</u>	Deposit	CLPKT06925 BG:Currency	557.50
Total Cleared Deposits (1)				557.50

Cleared Checks

Item Date	Reference	Item Type	Description	Amount
09/09/2024	<u>1168</u>	Check	TEXAS DEPT. OF AGRICULTURE	-557.50
Total Cleared Checks (1)				-557.50



Tyler County, TX

Bank Statement Register

Transaction Summary

Transaction Type	Count	Outstanding	Cleared	Total
Check	1	0.00	-557.50	-557.50
Deposit	1	0.00	557.50	557.50
		0.00	0.00	0.00

Section 3

Investment Report

TYLER COUNTY, TEXAS
MONTHLY INVESTMENT REPORT

Prepared by the Tyler County Treasurer for the month ending September 30, 2024.

A. As of 04/30/2024 the investment position of Tyler County was as follows:

1 Texas Class	\$ 4,970,278.99
2 Texas Class- Gvt.	\$ 2,945,732.86
3 FNB Wichita Falls - MM	\$ 102,824.40
4 FNB Wichita Falls - CDARS	\$ 5,487,601.39
5 FNB Wichita Falls - MM/Savings	\$ 4,668,601.87
5 Demand - Depository	\$ 4,414,708.29
6 American State Bank	\$ 428,181.47
 Total Invested	 \$23,017,929.27

B. Summaries of the County's investments in pooled funds (TexasClass, TexasClass Government, First National Bank Wichita Falls, ABS) are detailed on the attached Investment Pool Summary and investment statements.

C. Separate investments of all funds as of the end of the month are detailed in the attached investment month-end statements. Book value approximates market value for all certificates of deposit.

D. The investments of Tyler County Funds detailed in this and the attached reports are all made in full compliance with the Tyler County Investment Policy as approved by the Commissioners Court in the first quarter of 2024 and with the Public Funds Investment Act (2256.023) of the State of Texas.

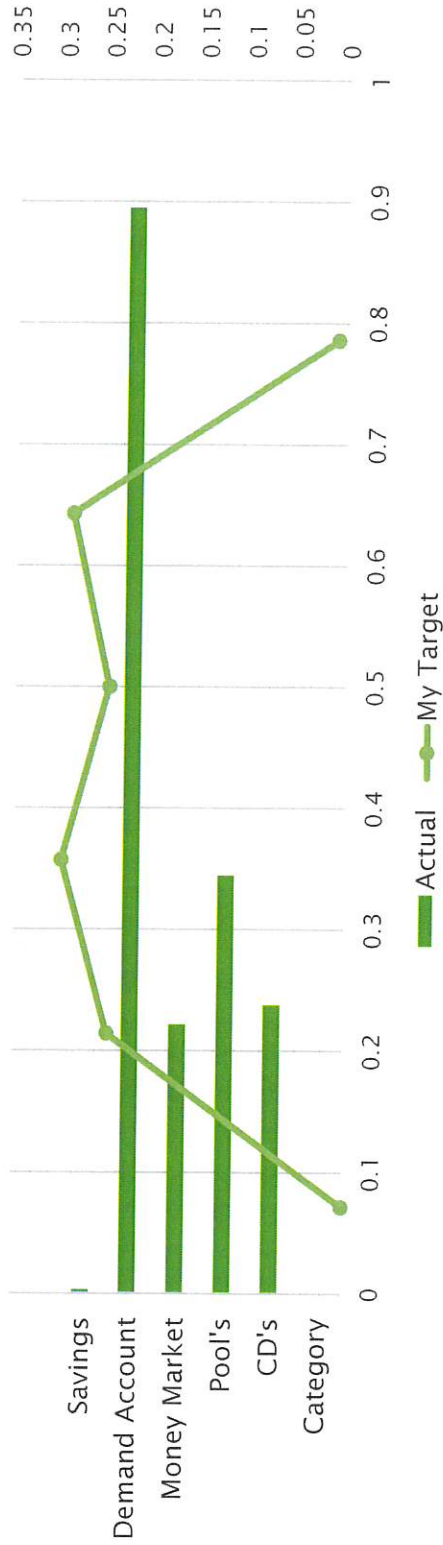
Signed: _____

_____, Tyler County Treasurer
Tyler County Investment Officer





Investment Tracker



Category	My Target	Actual	Difference	Value
CD's	25%	24%	-1.2%	\$ 5,465,501.59
Pool's	30%	34%	4.4%	\$ 7,916,011.85
Money Market	25%	22%	-2.8%	\$ 5,096,783.34
Demand Account	29%	89%	-49.0%	\$ 4,414,708.29
Savings	1%	0%	-1.0%	\$ 102,824.40



Texas Class Breakdown

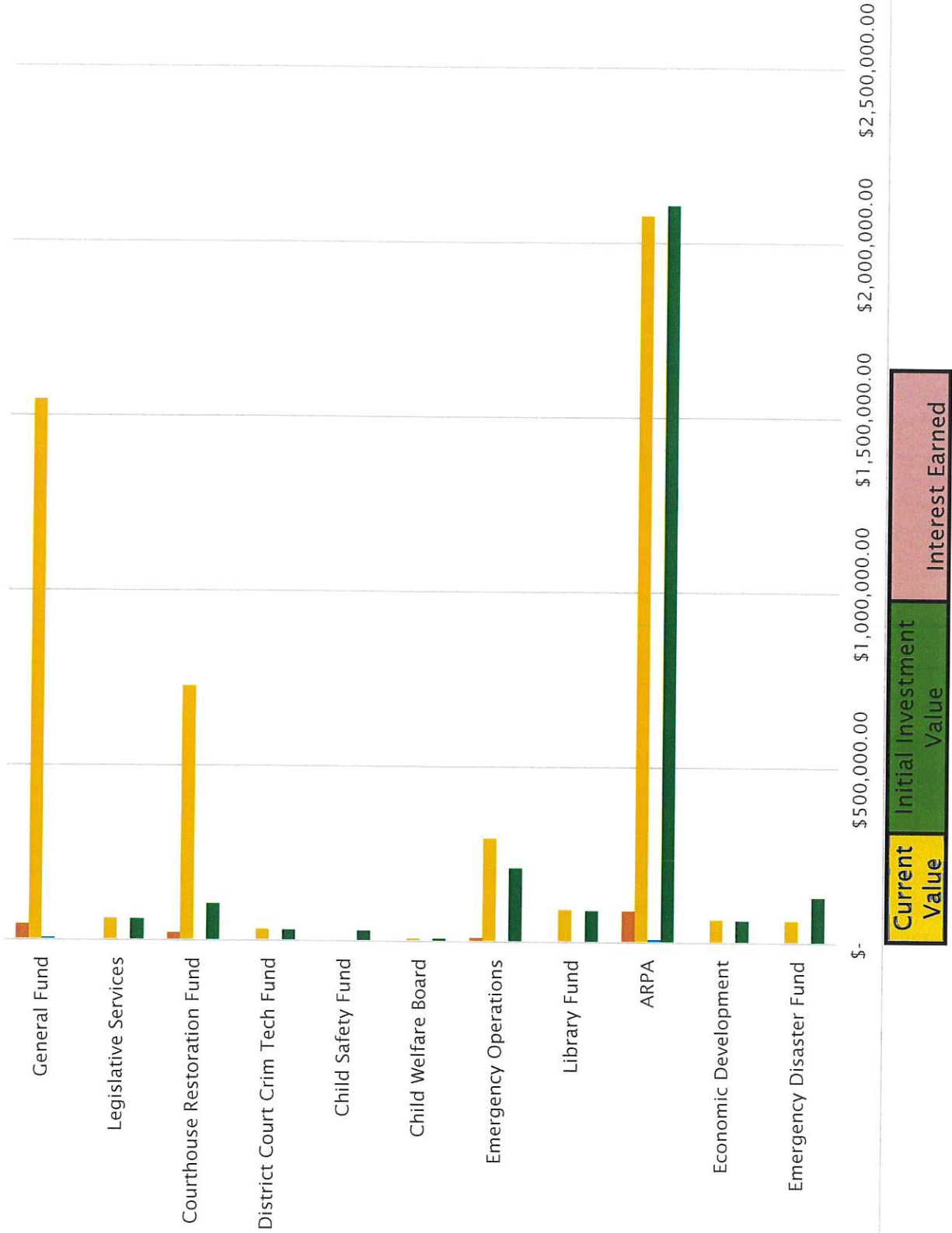
Opening Date 03/15/2023

Account	Rate	Fund Investment	Activity	Monthly Interest	Current Value	YTD Interest
Texas Class - Paper	5.42%					
Emergency Disaster Fund		\$ 130,594.26		\$ 274.47 ↑	\$ 63,432.98	\$ 3,276.51
Economic Development		\$ 63,534.32		\$ 283.81 ↑	\$ 65,578.76	\$ 2,616.00
ARPA		\$ 2,106,365.03		\$ 8,969.78 ↑	\$ 2,077,422.70	\$ 90,006.16
Library Fund		\$ 89,520.49		\$ 399.86 ↑	\$ 92,401.14	\$ 3,685.95
Emergency Operations		\$ 210,636.44		\$ 1,275.25 ↑	\$ 294,689.06	\$ 10,947.45
Child Welfare Board		\$ 8,425.46		\$ 37.63 ↑	\$ 8,696.58	\$ 346.92
Child Safety Fund		\$ 29,932.99		\$ - →	\$ -	\$ 694.88
District Court Crim Tech Fund		\$ 31,595.47		\$ 141.09 ↑	\$ 32,612.15	\$ 1,300.90
Courthouse Restoration Fund		\$ 105,318.22		\$ 3,145.57 ↑	\$ 726,903.90	\$ 22,533.08
Legislative Services		\$ 61,084.56		\$ 272.83 ↑	\$ 63,050.22	\$ 2,515.16
General Fund		\$ -		\$ 6,687.90 ↑	\$ 1,545,491.50	\$ 45,491.50
TOTAL PAPER		\$ 2,837,007.24		\$ 21,508.19 ↑	\$ 4,970,278.99	\$ 183,414.51
Texas Class - Governme	5.27%					
General Fund		\$ 1.69		\$ - ↑	\$ 1.69	\$ -
Road & Bridge 1		\$ 477,099.16		\$ 2,483.93 ↑	\$ 594,857.99	\$ 21,857.90
Road & Bridge 2		\$ 262,504.47		\$ 2,849.41 ↑	\$ 682,385.07	\$ 22,135.93
Road & Bridge 3		\$ 170,556.71		\$ 1,602.45 ↑	\$ 383,767.49	\$ 14,676.12
Road & Bridge 4		\$ 69,190.75		\$ 1,587.31 ↑	\$ 380,132.72	\$ 11,536.44
Rodeo Arena/Fairgrounds		\$ 15,750.34		\$ 67.82 ↑	\$ 16,239.85	\$ 624.86
County Clerk RMP		\$ 105,002.14		\$ 452.07 ↑	\$ 108,265.62	\$ 4,165.62
Benevolence Fund		\$ 4,232.27		\$ 18.19 ↑	\$ 4,363.71	\$ 167.79
Peace Officer Service Fees		\$ 105,001.77		\$ 452.07 ↑	\$ 108,265.24	\$ 4,165.61
Courthouse Security		\$ 78,751.25		\$ 339.04 ↑	\$ 81,198.85	\$ 3,124.20
County RMP		\$ 89,251.36		\$ 384.25 ↑	\$ 92,025.28	\$ 3,540.74

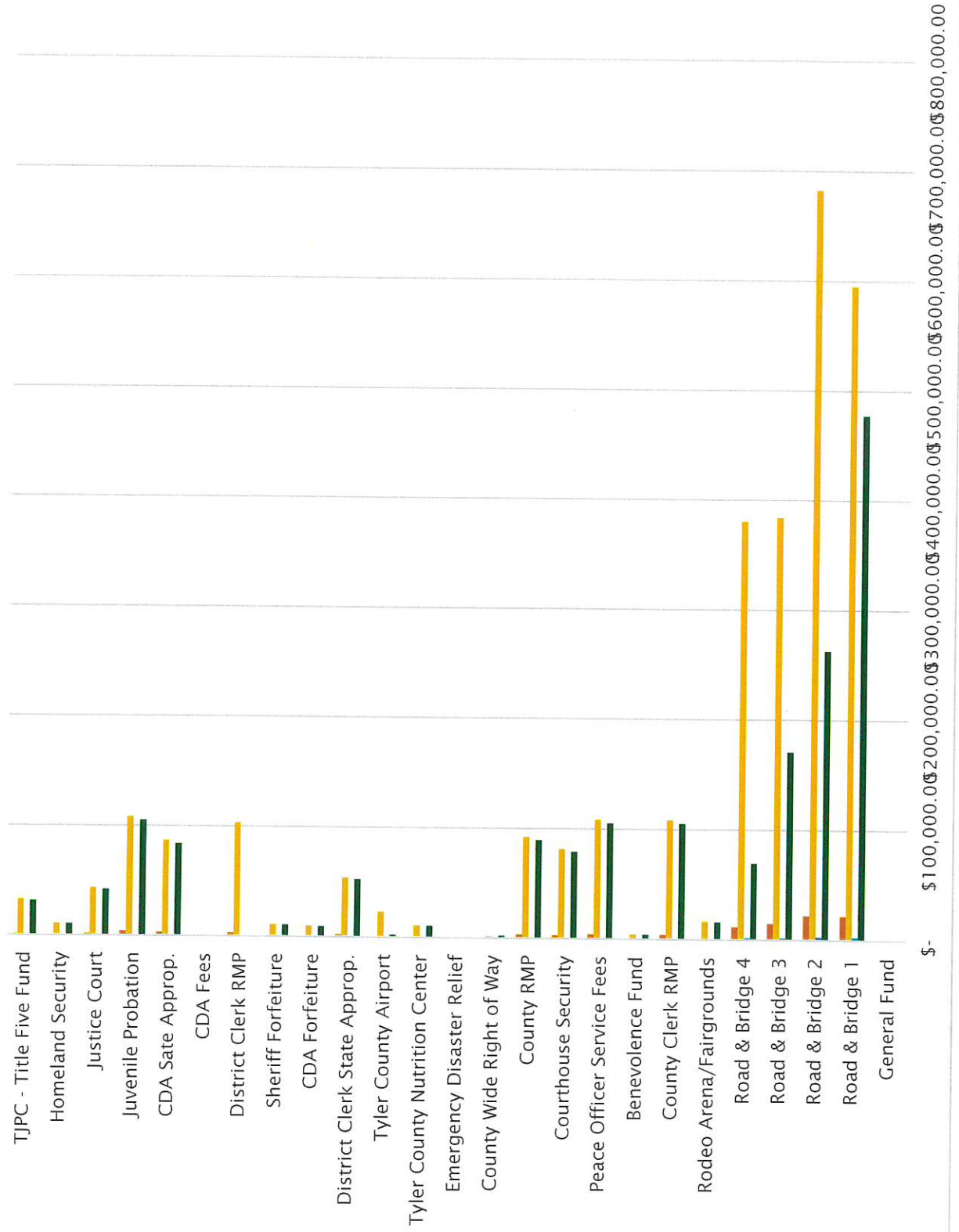
County Wide Right of Way	\$	2,101.17		\$	5.92	↑\$	1,423.16	\$	62.07
Emergency Disaster Relief	\$	1.41		\$	-	↑\$	1.41	\$	-
Tyler County Nutrition Center	\$	10,500.19		\$	45.20	↑\$	10,826.54	\$	416.53
Tyler County Airport	\$	2,357.68		\$	96.10	↑\$	23,017.02	\$	679.71
District Clerk State Approp.	\$	52,342.55		\$	224.11	↑\$	53,673.86	\$	2,068.07
CDA Forfeiture	\$	9,450.12		\$	40.68	↑\$	9,743.84	\$	374.89
Sheriff Forfeiture	\$	10,500.11		\$	45.20	↑\$	10,826.46	\$	416.53
District Clerk RMP	\$	-		\$	429.80	↑\$	102,930.47	\$	2,930.47
CDA Fees	\$	501.72		\$	1.38	↑\$	324.98	\$	15.66
CDA Sate Approp.	\$	84,001.32		\$	361.65	↑\$	86,612.10	\$	3,332.49
Juvenile Probation	\$	105,001.70		\$	452.07	↑\$	108,265.17	\$	4,165.61
Justice Court	\$	42,000.65		\$	180.84	↑\$	43,306.07	\$	1,666.29
Homeland Security	\$	10,500.11		\$	45.08	↑\$	10,798.75	\$	415.76
TJPC - Title Five Fund	\$	31,500.43		\$	135.62	↑\$	32,479.52	\$	1,249.72
TOTAL GOVERNMENT	\$	1,738,101.07		\$	12,300.19	↑\$	2,945,732.86	\$	103,789.01

TOTAL TEXAS CLASS INVESTMENTS	\$	4,534,654.15		\$	33,808.38	\$	287,203.52	Total Interest
--------------------------------------	-----------	---------------------	--	-----------	------------------	-----------	-------------------	-----------------------

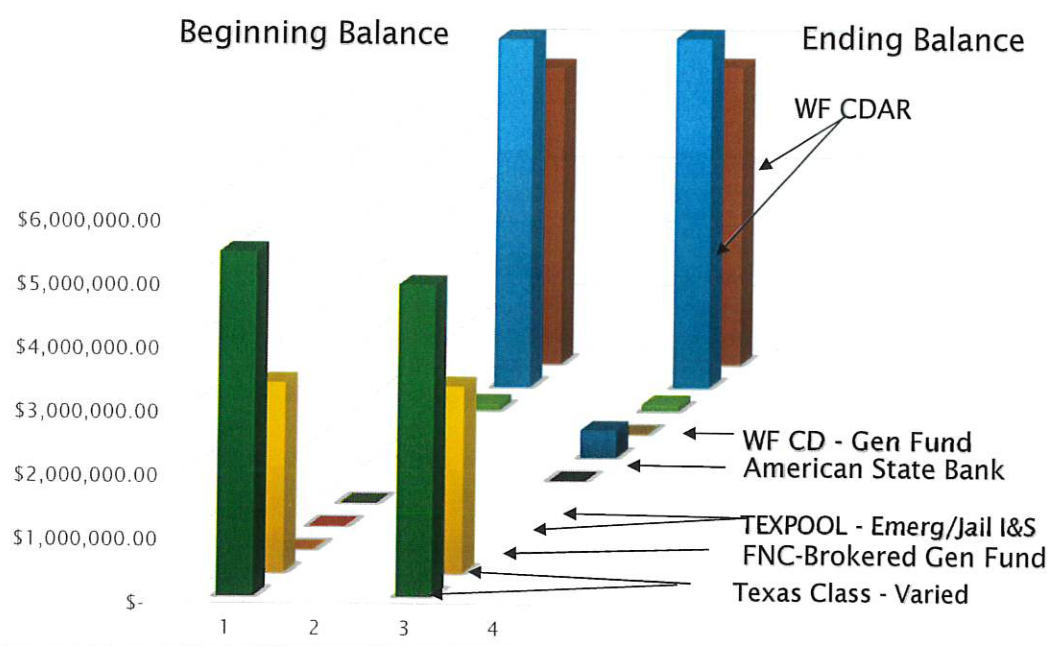
TEXAS CLASS PAPER



TEXAS CLASS GOVERNMENT



Monthly Balance Comparison





Summary Statement

September 30, 2024

Page 1 of 42

0000507-0007935 PDF 697352

County of Tyler
100 W Bluff St Room 105
Woodville, TX 75979

Investor ID: TX-01-0643

Texas CLASS

Texas CLASS

		Beginning Balance	Contributions	Withdrawals	Income Earned	Income Earned YTD	Average Daily Balance	Month-End Balance	Average Monthly Yield: 5.2917%
TX-01-0643-0001	EMERGENCY DISASTER FUND	63,158.51	0.00	0.00	274.47	3,276.51	63,305.73	63,432.98	
TX-01-0643-0002	ECONOMIC DEVELOPMENT (028)	65,294.95	0.00	0.00	283.81	2,616.00	65,447.18	65,578.76	
TX-01-0643-0003	ARPA (35)	2,068,432.92	0.00	0.00	8,989.76	90,006.16	2,073,254.88	2,077,422.70	
TX-01-0643-0004	LIBRARY FUND (36)	92,001.28	0.00	0.00	399.86	3,685.95	92,215.76	92,401.14	
TX-01-0643-0005	EMERGENCY OPERATIONS (76)	293,413.81	0.00	0.00	1,275.25	10,947.45	294,097.83	294,689.06	
TX-01-0643-0006	CHILD WELFARE BOARD (96)	8,658.95	0.00	0.00	37.63	346.92	8,679.14	8,696.58	

Tel: (800) 707-6242

<https://www.texasclass.com/>



Summary Statement

September 30, 2024

Page 2 of 42

Investor ID: TX-01-0643

County of Tyler
 100 W Bluff St Room 105
 Woodville, TX 75979

Texas CLASS - (continued)

	Beginning Balance	Contributions	Withdrawals	Income Earned	Income Earned YTD	Average Daily Balance	Month End Balance
TX-01-0643-0007 CHILD SAFETY FUND (97)	0.00	0.00	0.00	0.00	694.88	0.00	0.00
TX-01-0643-0008 DIST COURT CRIM TECH FUND (103) <i>103-35704</i>	32,471.06	0.00	0.00	141.09	1,300.90	32,546.74	32,612.15
TX-01-0643-0009 COURTHOUSE RESTORATION (111) <i>103-10225</i>	723,758.33	0.00	0.00	3,145.57	22,533.08	725,445.55	726,903.90
TX-01-0643-0010 LEGISLATIVE SERVICES (112) <i>11-10225</i>	62,777.39	0.00	0.00	272.83	2,515.16	62,923.73	63,050.22
TX-01-0643-0011 GENERAL FUND <i>112-35704</i>	1,538,803.60	0.00	0.00	6,687.90	45,491.50	1,542,390.86	1,545,491.50
	<i>112-10225</i>						
TOTAL	4,948,770.80	0.00	0.00	21,508.19	183,414.51	4,960,307.40	4,970,278.99

Tel: (800) 707-6242

<https://www.texasclass.com/>



Summary Statement

September 30, 2024

Page 3 of 42

Investor ID: TX-01-0643

County of Tyler
 100 W Bluff St Room 105
 Woodville, TX 75979

Texas CLASS Government

	Beginning Balance	Contributions	Withdrawals	Income Earned	Income Earned YTD	Average Daily Balance	Month End Balance
TX-01-0643-4001 GENERAL FUND - GOVY	1.69	0.00	0.00	0.00	0.00	1.69	1.69
TX-01-0643-4002 Road & Bridge 1 <i>021-35104</i> <i>021-10225</i>	592,374.06	0.00	0.00	2,483.93	21,857.90	593,709.01	594,857.99
TX-01-0643-4003 Road & Bridge 2 <i>022-35104</i> <i>022-10225</i>	679,535.66	0.00	0.00	2,849.41	22,135.93	681,067.02	682,385.07
TX-01-0643-4004 Road & Bridge 3 <i>023-35104</i> <i>023-10225</i>	382,165.04	0.00	0.00	1,602.45	14,676.12	383,026.24	383,767.49
TX-01-0643-4005 Road & Bridge 4 <i>024-35104</i> <i>024-10225</i>	378,545.41	0.00	0.00	1,587.31	11,536.44	379,398.47	380,132.72
TX-01-0643-4006 Tyler County Rodeo Arena/Fairgrounds <i>026-35104</i> <i>026-10225</i>	16,172.03	0.00	0.00	67.82	624.86	16,208.48	16,239.85
TX-01-0643-4007 County Clerk RMP <i>031-35104</i> <i>031-10225</i>	107,813.55	0.00	0.00	452.07	4,165.62	108,056.51	108,265.62



Summary Statement

September 30, 2024

Page 4 of 42

Investor ID: TX-01-0643

County of Tyler
 100 W Bluff St Room 105
 Woodville, TX 75979

Texas CLASS Government - (continued)

	Beginning Balance	Contributions	Withdrawals	Income Earned	Income Earned YTD	Average Daily Balance	Month End Balance
TX-01-0643-4008 Benevolence Fund	4,345.52	0.00	0.00	18.19	167.79	4,355.29	4,363.71
TX-01-0643-4009 Peace Officer Service Fees	107,813.17	0.00	0.00	452.07	4,165.61	108,056.13	108,265.24
TX-01-0643-4010 Courthouse Security	80,859.81	0.00	0.00	339.04	3,124.20	81,042.02	81,198.85
TX-01-0643-4011 County RMP	91,641.03	0.00	0.00	384.25	3,540.74	91,847.54	92,025.28
TX-01-0643-4012 County-Wide Right-of-Way Fund	1,417.24	0.00	0.00	5.92	62.07	1,420.42	1,423.16
TX-01-0643-4013 Emergency Disaster Relief	1.41	0.00	0.00	0.00	0.00	1.41	1.41
TX-01-0643-4014 Tyler County Nutrition Center	10,781.34	0.00	0.00	45.20	416.53	10,805.64	10,826.54

029-35704
 029-10225
 041-35704
 041-10225
 044-35704
 044-10225
 045-35704
 045-35704-10225
 047-35704
 047-10225
 048-35704
 048-10225
 089-35704
 089-10225



Summary Statement

September 30, 2024

Page 5 of 42

Investor ID: TX-01-0643

County of Tyler
 100 W Bluff St Room 105
 Woodville, TX 75979

Texas CLASS Government - (continued)

		Beginning Balance	Contributions	Withdrawals	Income Earned	Income Earned YTD	Average Daily Balance	Month/End Balance
TX-01-0643-4015	TYLER CO AIRPORT (025) 025-35104 025-10225	22,920.92	0.00	0.00	96.10	679.71	22,972.57	23,017.02
TX-01-0643-4016	DIST CLERK STATE APPROP. (30) 030-35104 030-10225	53,449.75	0.00	0.00	224.11	2,068.07	53,570.20	53,673.86
TX-01-0643-4017	CDA FORFEITURE (32) 032-35104 032-10225	9,703.16	0.00	0.00	40.68	374.89	9,725.01	9,743.84
TX-01-0643-4018	SHERIFF FORFEITURE (33) 033-35104 033-10225	10,781.26	0.00	0.00	45.20	416.53	10,805.56	10,826.46
TX-01-0643-4019	DISTRICT CLERK RMP (34) 034-35104 034-10225	102,500.67	0.00	0.00	429.80	2,930.47	102,731.66	102,930.47
TX-01-0643-4020	CDA FEES (50) 050-35104 050-10225	323.60	0.00	0.00	1.36	15.66	324.35	324.98
TX-01-0643-4021	CDA STATE APPROP (51) 051-35104 051-10225	86,250.45	0.00	0.00	361.65	3,332.49	86,444.81	86,612.10

Tel: (800) 707-6242

<https://www.texasclass.com/>



Summary Statement

September 30, 2024

Page 6 of 42

Investor ID: TX-01-0643

County of Tyler
 100 W Bluff St Room 105
 Woodville, TX 75979

Texas CLASS Government - (continued)

		Beginning Balance	Contributions	Withdrawals	Income Earned	Income Earned YTD	Average Daily Balance	Month End Balance
TX-01-0643-4022	JUVENILE PROB (54) 0524-35704 0524-10005	107,813.10	0.00	0.00	452.07	4,165.61	108,056.06	108,265.17
TX-01-0643-4023	JUSTICE COURT (73) 073-35704 073-10005	43,125.23	0.00	0.00	180.84	1,666.29	43,222.42	43,306.07
TX-01-0643-4024	HOMELAND SECURITY (74) 074-35704 074-10005	10,753.67	0.00	0.00	45.08	415.76	10,777.89	10,798.75
TX-01-0643-4025	TJPC-TITLE FIVE FUND (88) 088-35704 088-10005	32,343.90	0.00	0.00	135.62	1,249.72	32,416.79	32,479.52
TOTAL		2,933,432.67	0.00	0.00	12,300.19	103,789.01	2,940,043.19	2,945,732.86

Tel: (800) 707-6242

<https://www.texasclass.com/>



Wichita Falls Breakdown

Opening Date 7/21/2022

Company	Rate	Maturity	Original Value	Fund Investment	Monthly Activity	Current Value	YTD Interest
CDARS#7134/5898	4.91%	5/16/2024	\$ 5,000,000.00				
General Fund	88.00%			\$ 4,400,000.00	\$ 19,447.82	↑\$ 4,829,089.22	\$ 182,720.23
County Clerk RMP	12.00%			\$ 600,000.00	\$ 2,651.98	↑\$ 658,512.17	\$ 24,916.39
Savings 665							
Savings 665	5.45%	8/31/2024	\$ 5,000,000.00				
Emergency Disaster F	80.00%			\$ 4,000,000.00	\$ 16,759.58	↑\$ 3,936,723.92	\$ 156,114.08
Road & Bridge 4	6.00%			\$ 300,000.00	\$ 1,256.97	↑\$ 295,254.29	\$ 11,708.55
Countywide Right of	14.00%			\$ 700,000.00	\$ 2,932.92	↑\$ 688,926.68	\$ 27,319.95
MM #723							
General Fund	5.45%	Monthly	\$ 100,089.00	\$ 100,089.00	\$ 461.40	↑\$ 102,824.40	\$ 2,742.94
TOTAL			\$10,100,089.00	\$10,100,089.00	\$ 43,510.67	↑\$ 10,511,330.68	\$ 405,522.14

First National Bank
P.O. Box 94905
Wichita Falls, TX 76308

RETURN SERVICE REQUESTED

Tyler County
General Fund
100 W Bluff St Rm 003
Woodville, TX 75979

Contact Us
940-696-3000
fnbics@fnbt.com



Account
Tyler County
General Fund

Date
09/30/2024

Page
1 of 2

IntraFi Cash ServiceSM, or ICS[®], Monthly Statement

The following information is a summary of activity in your account(s) for the month of September 2024 and the list of FDIC-insured institution(s) that hold your deposits as of the date indicated. These deposits have been placed by us, as your agent and custodian, in deposit accounts through IntraFi Cash Service. Funds in your deposit accounts at the FDIC-insured institutions at which your funds have been placed will be "deposits," as defined by federal law.

Summary of Accounts

Account ID	Deposit Option	Interest Rate	Opening Balance	Ending Balance
*****723	Savings	5.447%	\$102,363.00	\$102,824.40
TOTAL			\$102,363.00	\$102,824.40

DETAILED ACCOUNT OVERVIEW

Account ID: *****723

Account Title: Tyler County
General Fund



Account Summary - Savings

Statement Period	9/1-9/30/2024	Average Daily Balance	\$102,378.38
Previous Period Ending Balance	\$102,363.00	Interest Rate at End of Statement Period	5.447%
Total Program Deposits	0.00	Annual Percentage Yield Earned	5.62%
Total Program Withdrawals	(0.00)	YTD Interest Paid	13,066.76
Interest Capitalized	461.40		
Current Period Ending Balance	\$102,824.40		

Account Transaction Detail

Date	Activity Type	Amount	Balance
09/30/2024	Interest Capitalization	\$461.40	\$102,824.40

Summary of Balances as of September 30, 2024

FDIC-Insured Institution	City/State	FDIC Cert No.	Balance
Third Coast Bank	Humble, TX	58716	\$102,824.40

First National Bank
P.O. Box 94905
Wichita Falls, TX 76308

RETURN SERVICE REQUESTED

Tyler County
100 W Bluff St Rm 003
Woodville, TX 75979

Contact Us
940-696-3000
fnbics@fnbtx.com



Account
Tyler County
Emergency Disaster Fund

Date
09/30/2024

Page
1 of 2

IntraFi Cash ServiceSM, or ICS[®], Monthly Statement

The following information is a summary of activity in your account(s) for the month of September 2024 and the list of FDIC-insured institution(s) that hold your deposits as of the date indicated. These deposits have been placed by us, as your agent and custodian, in deposit accounts through IntraFi Cash Service. Funds in your deposit accounts at the FDIC-insured institutions at which your funds have been placed will be "deposits," as defined by federal law.

Summary of Accounts

Account ID	Deposit Option	Interest Rate	Opening Balance	Ending Balance
*****665	Savings	5.447%	\$4,647,652.40	\$4,668,601.87
TOTAL			\$4,647,652.40	\$4,668,601.87

DETAILED ACCOUNT OVERVIEW

Account ID: *****665
 Account Title: Tyler County
 Emergency Disaster Fund



Account Summary - Savings

Statement Period	9/1-9/30/2024	Average Daily Balance	\$4,648,350.72
Previous Period Ending Balance	\$4,647,652.40	Interest Rate at End of Statement Period	5.447%
Total Program Deposits	0.00	Annual Percentage Yield Earned	5.62%
Total Program Withdrawals	(0.00)	YTD Interest Paid	149,579.76
Interest Capitalized	20,949.47		
Current Period Ending Balance	\$4,668,601.87		

Account Transaction Detail

Date	Activity Type	Amount	Balance
09/30/2024	Interest Capitalization	\$20,949.47	\$4,668,601.87

Summary of Balances as of September 30, 2024

FDIC-Insured Institution	City/State	FDIC Cert No.	Balance
BankUnited	Miami Lakes, FL	58979	\$248,113.71
Bell Bank	Fargo, ND	19581	248,113.71
CNB Bank	Clearfield, PA	13876	248,113.71
City National Bank of Florida	Miami, FL	20234	248,113.71
Dogwood State Bank	Raleigh, NC	57095	248,113.71
East West Bank	Pasadena, CA	31628	247,935.25
Eastern Bank	Boston, MA	32773	248,113.71
First Western Trust Bank	Denver, CO	57607	248,113.71
First-Citizens Bank & Trust Company	Raleigh, NC	11063	248,113.71
Israel Discount Bank of New York	New York City, NY	19977	248,113.71
Merchants Bank of Indiana	Carmel, IN	8056	248,113.71
NexBank	Dallas, TX	29209	57,444.25
Park National Bank	Newark, OH	6653	248,113.71
Republic Bank & Trust Company	Louisville, KY	23627	248,113.71
South State Bank, N.A.	Winter Haven, FL	33555	248,113.71
The Washington Trust Company of Westerly	Westerly, RI	23623	248,113.71
Third Coast Bank	Humble, TX	58716	145,289.30
U.S. Bank National Association	Cincinnati, OH	6548	248,113.71
UMB Bank, National Association	Kansas City, MO	8273	248,113.71
Western Alliance Bank	Phoenix, AZ	57512	248,113.71

First National Bank
P.O. Box 94905
Wichita Falls, TX 76308

000000

RETURN SERVICE REQUESTED

TYLER COUNTY
100 W BLUFF ST RM 003
WOODVILLE, TX 75979

Contact Us
940-696-3000
fnbics@fnbtx.com



Account
TYLER COUNTY

Date
09/30/2024

Page
1 of 4

CDARS® Customer Statement

The following information is a summary of activity in your CDARS accounts and the list of FDIC-insured institutions that hold your deposits as of the date indicated. These deposits have been placed by us, as your agent and custodian, in deposit accounts through CDARS.

Summary of Accounts

Account ID	Effective Date	Maturity Date	Interest Rate	Opening Balance	Ending Balance
1029515898	08/15/2024	11/14/2024	4.91%	\$5,465,501.59	\$5,487,601.39
TOTAL				\$5,465,501.59	\$5,487,601.39

DETAILED ACCOUNT OVERVIEW

Account ID: 1029515898
Account Title: TYLER COUNTY

Account Summary - CD

Product Term	13-Week Public Fund 365 CD
Interest Rate	4.91%
Account Balance	\$5,487,601.39
Annual Percentage Yield	5.03%

Effective Date	08/15/2024
Maturity Date	11/14/2024
YTD Interest Paid	\$34,583.44
Interest Earned Since Last Statement	22,099.80

CD Issued by

Alerus Financial, N.A. FDIC Cert. 3931

YTD Interest Paid	\$1,560.15
Int Earned Since Last Statement	996.98

08/31/2024	Opening Balance	\$246,563.17
09/30/2024	Interest Payment	996.98
09/30/2024	Ending Balance	247,560.15

American Bank, National Association FDIC Cert. 20241

YTD Interest Paid	\$1,560.15
Int Earned Since Last Statement	996.98

08/31/2024	Opening Balance	\$246,563.17
09/30/2024	Interest Payment	996.98
09/30/2024	Ending Balance	247,560.15

Bank of America, N. A. FDIC Cert. 3510

YTD Interest Paid	\$1,560.15
Int Earned Since Last Statement	996.98

08/31/2024	Opening Balance	\$246,563.17
09/30/2024	Interest Payment	996.98
09/30/2024	Ending Balance	247,560.15

Bank of China FDIC Cert. 33653

YTD Interest Paid	\$1,560.15
Int Earned Since Last Statement	996.98

08/31/2024	Opening Balance	\$246,563.17
09/30/2024	Interest Payment	996.98
09/30/2024	Ending Balance	247,560.15

Bank of Western Oklahoma FDIC Cert. 4087

YTD Interest Paid	\$1,560.15
Int Earned Since Last Statement	996.98

08/31/2024	Opening Balance	\$246,563.17
09/30/2024	Interest Payment	996.98
09/30/2024	Ending Balance	247,560.15

BOKF, National Association FDIC Cert. 4214

YTD Interest Paid	\$1,560.15
Int Earned Since Last Statement	996.98

08/31/2024	Opening Balance	\$246,563.17
09/30/2024	Interest Payment	996.98
09/30/2024	Ending Balance	247,560.15

Centreville Bank FDIC Cert. 17764

YTD Interest Paid	\$1,560.15
Int Earned Since Last Statement	996.98

08/31/2024	Opening Balance	\$246,563.17
09/30/2024	Interest Payment	996.98
09/30/2024	Ending Balance	247,560.15

Dream First Bank, N.A. FDIC Cert. 4779

YTD Interest Paid	\$1,560.15
Int Earned Since Last Statement	996.98

08/31/2024	Opening Balance	\$246,563.17
09/30/2024	Interest Payment	996.98
09/30/2024	Ending Balance	247,560.15

DETAILED ACCOUNT OVERVIEW

Account ID: 1029515898
Account Title: TYLER COUNTY



Enterprise Bank & Trust FDIC Cert. 27237

YTD Interest Paid	\$1,560.15
Int Earned Since Last Statement	996.98

08/31/2024	Opening Balance	\$246,563.17
09/30/2024	Interest Payment	996.98
09/30/2024	Ending Balance	247,560.15

FirstBank Southwest FDIC Cert. 3387

YTD Interest Paid	\$1,560.15
Int Earned Since Last Statement	996.98

08/31/2024	Opening Balance	\$246,563.17
09/30/2024	Interest Payment	996.98
09/30/2024	Ending Balance	247,560.15

Flagstar Bank, N.A. FDIC Cert. 32541

YTD Interest Paid	\$1,560.15
Int Earned Since Last Statement	996.98

08/31/2024	Opening Balance	\$246,563.17
09/30/2024	Interest Payment	996.98
09/30/2024	Ending Balance	247,560.15

Forch Bank, National Association FDIC Cert. 57415

YTD Interest Paid	\$1,560.15
Int Earned Since Last Statement	996.98

08/31/2024	Opening Balance	\$246,563.17
09/30/2024	Interest Payment	996.98
09/30/2024	Ending Balance	247,560.15

Georgia Banking Company FDIC Cert. 57071

YTD Interest Paid	\$1,560.15
Int Earned Since Last Statement	996.98

08/31/2024	Opening Balance	\$246,563.17
09/30/2024	Interest Payment	996.98
09/30/2024	Ending Balance	247,560.15

Heritage Bank of Commerce FDIC Cert. 33905

YTD Interest Paid	\$1,560.15
Int Earned Since Last Statement	996.98

08/31/2024	Opening Balance	\$246,563.17
09/30/2024	Interest Payment	996.98
09/30/2024	Ending Balance	247,560.15

HomeStreet Bank FDIC Cert. 32489

YTD Interest Paid	\$1,560.15
Int Earned Since Last Statement	996.98

08/31/2024	Opening Balance	\$246,563.17
09/30/2024	Interest Payment	996.98
09/30/2024	Ending Balance	247,560.15

InBank FDIC Cert. 11492

YTD Interest Paid	\$1,560.15
Int Earned Since Last Statement	996.98

08/31/2024	Opening Balance	\$246,563.17
09/30/2024	Interest Payment	996.98
09/30/2024	Ending Balance	247,560.15

Providence Bank & Trust FDIC Cert. 57754

YTD Interest Paid	\$1,560.15
Int Earned Since Last Statement	996.98

08/31/2024	Opening Balance	\$246,563.17
09/30/2024	Interest Payment	996.98
09/30/2024	Ending Balance	247,560.15

River City Bank FDIC Cert. 18983

YTD Interest Paid	\$1,560.15
Int Earned Since Last Statement	996.98

08/31/2024	Opening Balance	\$246,563.17
09/30/2024	Interest Payment	996.98
09/30/2024	Ending Balance	247,560.15

DETAILED ACCOUNT OVERVIEW

Account ID: 1029515898
Account Title: TYLER COUNTY

St. Louis Bank FDIC Cert. 58018

YTD Interest Paid \$1,560.15
Int Earned Since Last Statement 996.98

08/31/2024 Opening Balance \$246,563.17
09/30/2024 Interest Payment 996.98
09/30/2024 Ending Balance 247,560.15

Texas Bank and Trust Company FDIC Cert. 17842

YTD Interest Paid \$1,560.15
Int Earned Since Last Statement 996.98

08/31/2024 Opening Balance \$246,563.17
09/30/2024 Interest Payment 996.98
09/30/2024 Ending Balance 247,560.15

The Bank of Holly Springs FDIC Cert. 8232

YTD Interest Paid \$1,560.15
Int Earned Since Last Statement 996.98

08/31/2024 Opening Balance \$246,563.17
09/30/2024 Interest Payment 996.98
09/30/2024 Ending Balance 247,560.15

Union Bank, Inc. FDIC Cert. 16620

YTD Interest Paid \$260.14
Int Earned Since Last Statement 166.24

08/31/2024 Opening Balance \$41,111.85
09/30/2024 Interest Payment 166.24
09/30/2024 Ending Balance 41,278.09

Waumandee State Bank FDIC Cert. 10384

YTD Interest Paid \$1,560.15
Int Earned Since Last Statement 996.98

08/31/2024 Opening Balance \$246,563.17
09/30/2024 Interest Payment 996.98
09/30/2024 Ending Balance 247,560.15



5555 Old Jacksonville Hwy
 Tyler, TX 75703
 Toll Free: 866.582.8440
 Phone: 903.859.2211

WWW.ASB.COM

Arp: 102 Front St., Drawer 100 | Arp, TX 75750
 Chapel Hill: 12300 State Hwy. 64 E. | Tyler, TX 75707
 Tyler: 5202 Old Jacksonville Hwy. | Tyler, TX 75703
 1116 Troup Hwy. | Tyler, TX 75701
 Lindale: 2501 S. Main St. | Lindale, TX 75771
 Conroe: 1700 N. Loop 336 W. | Conroe, TX 77304
 Lufkin: 3001 S. John Redditt Dr. | Lufkin, TX 75904
 1601 S. Chestnut St. | Lufkin, TX 75901

Huntington: 304 Hwy. 69 S. | Huntington, TX 75949
 Chester: 113 Cade St. | Chester, TX 75935
 Center: 163 Cass-Cald Dr. | Center, TX 75935
 Joaquin: 13218 US. Hwy. 84 E. | Joaquin, TX 75954
 Timpson: 830 N. First St. | Timpson, TX 75975

1980239
 TYLER COUNTY
 PO BOX 2070
 WOODVILLE TX 75979

Date 9/30/24 Page 1
 Account Number Ending 7109
 Enclosures

SUMMARY OF ACCOUNTS

Account No.	Type of Account	Current Balance	Enclosures
Ending 7109	PLATINUM ADVANTAGE MMDA	428,181.47	

CHECKING ACCOUNTS

Please contact us if you have any questions at 866-579-7959.
 5555 Old Jacksonville Hwy
 Tyler, TX 75703
 www.asb.com

PLATINUM ADVANTAGE MMDA	Account Number	Previous Balance	Deposits/Credits	Checks/Debits	Service Charge	Interest Paid	Ending Balance	Number of Enclosures	Statement Dates	Days in the statement period	Average Ledger	Average Collected	Interest Earned	Annual Percentage Yield Earned	2024 Interest Paid
	Ending 7109	426,352.56	.00	.00	.00	1,828.91	428,181.47	0	9/01/24 thru 9/30/24	30	426,352	426,352	1,828.91	5.35%	16,806.92

Deposits and Other Credits

Date	Description	Amount
9/30	INTEREST PAID 30 DAYS	1,828.91

Daily Balance Information

Date	Balance	Date	Balance
9/01	426,352.56	9/30	428,181.47

Interest Rate Summary

8/31	5.31%
9/16	5.29%
9/20	5.14%
9/24	5.06%
9/30	4.89%

010 035109
 010 10245

NOTE: SEE REVERSE SIDE FOR IMPORTANT INFORMATION REGARDING ERRORS OR QUESTIONS ABOUT YOUR ELECTRONIC TRANSFERS.



Section 4

Income/Expense Report



	Original Total Budget	Current Total Budget	MTD Activity	YTD Activity	Budget Remaining	
Fund: 010 - GENERAL FUND						
Revenue						
010-30000	BEGINNING BALANCE	194,559.31	194,559.31	0.00	0.00	194,559.31
010-31001	AD VAL .6084	8,262,401.00	8,262,401.00	0.00	7,600,046.60	662,354.40
010-31004	HALF CENT SALES TAX(TAX ALLOC)	1,130,000.00	1,130,000.00	80,860.78	811,656.50	318,343.50
010-31008	PAYMENT IN LIEU OF TAXES	70,000.00	70,000.00	0.00	80,765.58	-10,765.58
010-31020	DELINQUENT AD VALOREM	350,000.00	350,000.00	32,978.68	206,713.23	143,286.77
010-31030	ALCOHOLIC BEVERAGE TAX	5,000.00	5,000.00	76.78	1,002.13	3,997.87
010-31111	SENATE BILL 22 LAW	525,000.00	525,000.00	0.00	525,000.00	0.00
010-31146	SALES TAX FEES	0.00	0.00	137.39	1,363.88	-1,363.88
010-31147	SCHOOL TAX COLLECTION FEES	42,000.00	42,000.00	707.52	29,808.04	12,191.96
010-31150	SHERIFF FEES	12,000.00	12,000.00	0.00	852.00	11,148.00
010-31155	TITLES	13,000.00	13,000.00	500.00	9,686.53	3,313.47
010-31157	EXCESS PROCEEDS	0.00	0.00	6,690.14	6,690.14	-6,690.14
010-32000	AD VALOREM FEES	429,000.00	429,000.00	34,966.84	367,895.97	61,104.03
010-32103	AUTO REGISTRATION FEES	85,000.00	85,000.00	2,826.55	92,739.19	-7,739.19
010-32111	CONSTABLE FEES	0.00	0.00	0.00	658.15	-658.15
010-32118	PROBATE JUDICIAL EDUCATION FEES	400.00	400.00	0.00	315.00	85.00
010-32127	FLOODPLAIN PERMIT FEE	25.00	25.00	0.00	100.00	-75.00
010-32131	JURY FEES/REIMBURSEMENTS	6,500.00	6,500.00	1,994.00	12,042.25	-5,542.25
010-32132	RENTAL FEES COLLECTED	0.00	0.00	2,922.50	26,302.50	-26,302.50
010-32133	GROSS WEIGHT AXEL PAYMENTS/STATE	0.00	0.00	0.00	23,204.36	-23,204.36
010-32136	SUBDIVISION APPLICATION FEE	0.00	0.00	0.00	750.00	-750.00
010-32499	COURT COST SERVICE FEES	12,392.00	12,392.00	0.00	6,811.23	5,580.77
010-32501	JUSTICE-OF-PEACE I FEES	50,000.00	50,000.00	2,056.07	29,304.17	20,695.83
010-32502	JUSTICE-OF-PEACE II FEES	10,000.00	10,000.00	1,116.88	11,155.25	-1,155.25
010-32503	JUSTICE-OF-PEACE III FEES	10,000.00	10,000.00	514.06	4,225.99	5,774.01
010-32504	JUSTICE-OF-PEACE IV FEES	10,000.00	10,000.00	247.67	2,958.93	7,041.07
010-32516	COUNTY CLERK FEES	180,000.00	180,000.00	400.00	115,039.64	64,960.36
010-32517	COUNTY CLERK FINES	8,000.00	8,000.00	0.00	5,550.07	2,449.93
010-32519	DISTRICT CLERK FEES	65,000.00	65,000.00	3,879.28	51,534.66	13,465.34
010-32522	DISTRICT CLERK FINES	23,000.00	23,000.00	1,079.20	13,321.49	9,678.51
010-32537	JUDICIAL JUDGE'S SALARY COMPTROLLER	0.00	0.00	0.00	24,316.66	-24,316.66
010-32543	JUSTICE OF THE PEACE SB-42 FEES	0.00	0.00	0.00	5.00	-5.00
010-32544	(VRC) VISUAL RECORDING FEE - COUNTY C	0.00	0.00	0.00	30.00	-30.00
010-32545	LOCAL - J.P's & CO. & DIST. CLERK	0.00	0.00	492.52	4,925.81	-4,925.81
010-32551	LOCAL-CO. & DIST. CONSOLIDATED CIVIL F	0.00	0.00	561.00	9,229.00	-9,229.00
010-33639	J. P. REV 95-97-STATE-GENERAL REVENUE	0.00	0.00	0.00	201.58	-201.58
010-34849	DIST CLERK FEES-STATE-CHILD ABUSE PREV	0.00	0.00	0.00	100.00	-100.00
010-35100	INTEREST ON INVESTMENTS	36,000.00	36,000.00	11,546.48	206,579.12	-170,579.12
010-35104	INTEREST TEXAS CLASS INVESTMENTS	65,000.00	65,000.00	6,687.90	45,491.50	19,508.50
010-35105	INTEREST FNB WICHITA FALLS INVESTMEN	65,000.00	65,000.00	19,909.22	186,707.35	-121,707.35
010-35107	INTEREST NECHES FCU INVESTMENTS	2,000.00	2,000.00	0.00	0.00	2,000.00
010-35109	INTEREST ON INVESTMENTS - AMERICAN S	0.00	0.00	1,828.91	11,221.11	-11,221.11
010-36109	INDIGENT DEFENSE FORMULA GRANT	25,000.00	25,000.00	0.00	0.00	25,000.00
010-36466	OPIOD SETTLEMENT FUNDING	0.00	0.00	0.00	8,045.62	-8,045.62
010-37000	REFUNDS	45,000.00	45,000.00	1,069.30	17,617.86	27,382.14
010-37102	REIMBURSEMENTS	39,639.00	39,639.00	708.01	7,459.66	32,179.34
010-37103	REIMBURSEMENTS/ELECTIONS	70,000.00	70,000.00	0.00	1,981.22	68,018.78
010-37104	REIMBURSEMENTS-SHERIFF DEPARTMENT	5,000.00	5,000.00	1,016.75	54,306.07	-49,306.07
010-37105	REIMB. INSURANCE CLAIMS	100.00	100.00	0.00	23,590.89	-23,490.89
010-37111	VINE/SAVNS REIMBURSEMENT	8,000.00	8,000.00	0.00	1,694.64	6,305.36
010-37116	911 MAPPING OPERATOR REIMBURSEME	0.00	0.00	0.00	25,064.20	-25,064.20

Income Statement

For Fiscal: 2024 Budget Period Ending: 09/30/2024

		Original Total Budget	Current Total Budget	MTD Activity	YTD Activity	Budget Remaining
010-38100	CDA SALARY SUPPLEMENTS	5,000.00	5,000.00	0.00	3,750.00	1,250.00
010-38104	DONATIONS FOR VETERANS SERVICE	0.00	0.00	210.00	815.00	-815.00
010-38107	REIMBURSEMENTS-HOSPITALIZATION	25,000.00	25,000.00	0.00	10,668.11	14,331.89
010-38113	OTHER INCOME	0.00	0.00	0.00	0.11	-0.11
010-38115	SALE OF SHERIFF'S CARS	0.00	0.00	0.00	3,000.00	-3,000.00
010-38116	SHERIFF SALES	85,000.00	85,000.00	0.00	28,579.80	56,420.20
010-38119	UNCLAIMED PROPERTY	100.00	100.00	0.00	0.00	100.00
010-38120	UNUSED JURY MONEY	5,000.00	5,000.00	1,900.00	3,360.00	1,640.00
010-39019	TRANSFER FROM CDA STATE APPROPRIATI	20,000.00	20,000.00	0.00	0.00	20,000.00
010-39021	TRANSFER FROM DETCOG COMMUNICATI	31,500.00	31,500.00	0.00	0.00	31,500.00
010-39200	SALE OF EQUIPMENT	0.00	0.00	0.00	1,585.00	-1,585.00
Revenue Total:		12,025,616.31	12,025,616.31	219,884.43	10,717,818.79	1,307,797.52

Fund: 010 - GENERAL FUND Total: 12,025,616.31 12,025,616.31 219,884.43 10,717,818.79

Fund: 020 - GENERAL ROAD & BRIDGE

Revenue

020-31000	AD VAL-...2617	3,186,559.58	3,186,559.58	0.00	2,926,770.89	259,788.69
020-31009	PAYMENT IN LIEU OF TAXES	846.28	846.28	0.00	0.00	846.28
020-31020	DELINQUENT AD VALOREM	73,000.00	73,000.00	12,620.71	77,964.45	-4,964.45
020-32222	MOTOR VEHICLE REGISTRATION	360,000.00	360,000.00	0.00	314,248.11	45,751.89
020-32517	COUNTY CLERK FINES	7,009.00	7,009.00	0.00	4,591.14	2,417.86
020-32522	DISTRICT CLERK FINES	20,000.00	20,000.00	704.80	8,138.40	11,861.60
020-38150	DEPARTMENT OF TRANSPORATION	22,000.00	22,000.00	0.00	0.00	22,000.00
020-39009	SPECIAL AUTO TAX	150,000.00	150,000.00	9,880.00	139,516.00	10,484.00
Revenue Total:		3,819,414.86	3,819,414.86	23,205.51	3,471,228.99	348,185.87

Fund: 020 - GENERAL ROAD & BRIDGE Total: 3,819,414.86 3,819,414.86 23,205.51 3,471,228.99

Fund: 021 - ROAD & BRIDGE I

Revenue

021-30000	BEGINNING BALANCE	-24,584.73	275,576.38	0.00	0.00	275,576.38
021-32116	UTILITY CONSTRUCTION PERMIT FEE	0.00	0.00	0.00	750.00	-750.00
021-35100	INTEREST ON INVESTMENTS	1,800.00	1,800.00	294.54	3,184.87	-1,384.87
021-35104	INTEREST TEXAS CLASS INVESTMENTS	3,000.00	3,000.00	2,483.93	21,857.90	-18,857.90
021-37000	REFUNDS	100.00	100.00	0.00	265.00	-165.00
021-37102	REIMBURSEMENTS	0.00	0.00	0.00	711.70	-711.70
021-39000	TRANSFER FROM GENERAL FUND	64,700.00	64,700.00	0.00	64,700.00	0.00
021-39003	TRANSFER FROM GEN R&B	813,601.26	813,601.26	4,943.18	851,033.51	-37,432.25
021-39004	TRANSFER FROM R&B, PCT 2	19,040.00	19,040.00	1,592.72	14,334.48	4,705.52
021-39022	TRANSFER FROM EMERGENCY DISASTER F	0.00	0.00	0.00	50,000.00	-50,000.00
021-39200	SALE OF EQUIPMENT	0.00	0.00	0.00	88,130.00	-88,130.00
Revenue Total:		877,656.53	1,177,817.64	9,314.37	1,094,967.46	82,850.18

Fund: 021 - ROAD & BRIDGE I Total: 877,656.53 1,177,817.64 9,314.37 1,094,967.46

Fund: 022 - ROAD & BRIDGE II

Revenue

022-30000	BEGINNING BALANCE	85,322.55	85,322.55	0.00	0.00	85,322.55
022-32116	UTILITY CONSTRUCTION PERMIT FEE	0.00	0.00	0.00	750.00	-750.00
022-35100	INTEREST ON INVESTMENTS	1,200.00	1,200.00	553.05	9,779.90	-8,579.90
022-35104	INTEREST TEXAS CLASS INVESTMENTS	3,000.00	3,000.00	2,849.41	22,135.93	-19,135.93
022-37000	REFUNDS	150.00	150.00	198.03	7,784.68	-7,634.68
022-37102	REIMBURSEMENTS	0.00	0.00	177.70	1,243.90	-1,243.90
022-39000	TRANSFER FROM GENERAL FUND	64,700.00	64,700.00	0.00	64,700.00	0.00
022-39003	TRANSFER FROM GEN R&B	890,894.75	890,894.75	5,412.78	931,882.60	-40,987.85
022-39022	TRANSFER FROM EMERGENCY DISASTER F	0.00	0.00	0.00	50,000.00	-50,000.00
022-39200	SALE OF EQUIPMENT/SCRAP METAL	0.00	0.00	0.00	7,600.00	-7,600.00
Revenue Total:		1,045,267.30	1,045,267.30	9,190.97	1,095,877.01	-50,609.71

Fund: 022 - ROAD & BRIDGE II Total: 1,045,267.30 1,045,267.30 9,190.97 1,095,877.01

Fund: 023 - ROAD & BRIDGE III

Revenue

023-30000	BEGINNING BALANCE	73,222.62	73,222.62	0.00	0.00	73,222.62
---------------------------	-------------------	-----------	-----------	------	------	-----------

Income Statement

For Fiscal: 2024 Budget Period Ending: 09/30/2024

		Original Total Budget	Current Total Budget	MTD Activity	YTD Activity	Budget Remaining
023-35100	INTEREST ON INVESTMENTS	1,500.00	1,500.00	213.90	7,580.98	-6,080.98
023-35104	INTEREST TEXAS CLASS INVESTMENTS	3,000.00	3,000.00	1,602.45	14,676.12	-11,676.12
023-37000	REFUNDS	0.00	0.00	0.00	7,565.39	-7,565.39
023-37102	REIMBURSEMENTS	0.00	0.00	0.00	265.00	-265.00
023-39000	TRANSFER FROM GENERAL FUND	64,700.00	64,700.00	0.00	64,700.00	0.00
023-39003	TRANSFER FROM GEN R&B	1,108,559.38	1,108,559.38	6,735.24	1,159,561.47	-51,002.09
023-39005	TRANSFER FROM R&B, PCT 4	22,108.00	22,108.00	1,609.54	14,485.86	7,622.14
023-39022	TRANSFER FROM EMERGENCY DISASTER F	0.00	0.00	0.00	50,000.00	-50,000.00
023-39200	SALE OF EQUIPMENT & SCRAP METAL	0.00	24,250.00	0.00	24,250.00	0.00
	Revenue Total:	1,273,090.00	1,297,340.00	10,161.13	1,343,084.82	-45,744.82
	Fund: 023 - ROAD & BRIDGE III Total:	1,273,090.00	1,297,340.00	10,161.13	1,343,084.82	

Fund: 024 - ROAD & BRIDGE IV

Revenue						
024-30000	BEGINNING BALANCE	141,076.53	141,076.53	0.00	0.00	141,076.53
024-35100	INTEREST ON INVESTMENTS	1,200.00	1,200.00	318.82	13,172.33	-11,972.33
024-35104	INTEREST TEXAS CLASS INVESTMENTS	3,000.00	3,000.00	1,587.31	11,536.44	-8,536.44
024-35105	INTEREST FNB WICHITA FALLS INVESTMEN	0.00	0.00	1,256.97	11,708.55	-11,708.55
024-37000	REFUNDS	0.00	0.00	0.00	50.75	-50.75
024-37102	REIMBURSEMENTS	0.00	0.00	2,462.57	6,487.50	-6,487.50
024-39000	TRANSFER FROM GENERAL FUND	64,700.00	64,700.00	0.00	64,700.00	0.00
024-39003	TRANSFER FROM GEN R&B	1,006,359.47	1,006,359.47	6,114.31	1,052,659.61	-46,300.14
024-39022	TRANSFER FROM EMERGENCY DISASTER F	0.00	0.00	0.00	50,000.00	-50,000.00
024-39200	SALE OF EQUIPMENT	0.00	0.00	0.00	2,600.00	-2,600.00
	Revenue Total:	1,216,336.00	1,216,336.00	11,739.98	1,212,915.18	3,420.82
	Fund: 024 - ROAD & BRIDGE IV Total:	1,216,336.00	1,216,336.00	11,739.98	1,212,915.18	

Fund: 025 - TYLER CO AIRPORT

Revenue						
025-32101	AIRPORT FEES/RENTAL	1,500.00	1,500.00	450.00	3,422.50	-1,922.50
025-35100	INTEREST ON INVESTMENTS	250.00	250.00	-271.29	849.53	-599.53
025-35104	INTEREST TEXAS CLASS INVESTMENTS	0.00	0.00	96.10	679.73	-679.73
025-39000	TRANSFER FROM GENERAL FUND	91,106.00	91,106.00	0.00	91,106.00	0.00
	Revenue Total:	92,856.00	92,856.00	274.81	96,057.76	-3,201.76
	Fund: 025 - TYLER CO AIRPORT Total:	92,856.00	92,856.00	274.81	96,057.76	

Fund: 026 - TYLER CO. RODEO ARENA/FAIRGRND

Revenue						
026-30000	BEGINNING BALANCE	18,476.00	18,476.00	0.00	0.00	18,476.00
026-31145	RODEO ARENA FEES	2,300.00	2,300.00	0.00	0.00	2,300.00
026-35100	INTEREST ON INVESTMENTS	30.00	30.00	39.85	519.22	-489.22
026-35104	INTEREST TEXAS CLASS INVESTMENTS	0.00	0.00	67.82	624.86	-624.86
026-39000	TRANSFER FROM GENERAL FUND	27,700.00	27,700.00	0.00	25,200.00	2,500.00
	Revenue Total:	48,506.00	48,506.00	107.67	26,344.08	22,161.92
	Fund: 026 - TYLER CO. RODEO ARENA/FAIRGRND Total:	48,506.00	48,506.00	107.67	26,344.08	

Fund: 028 - ECONOMIC DEVELOPMENT

Revenue						
028-35100	INTEREST ON INVESTMENTS	100.00	100.00	35.60	377.42	-277.42
028-35104	INTEREST TEXAS CLASS INVESTMENTS	0.00	0.00	283.81	2,616.00	-2,616.00
028-39000	TRANSFER FROM GENERAL FUND	10,500.00	10,500.00	0.00	10,500.00	0.00
	Revenue Total:	10,600.00	10,600.00	319.41	13,493.42	-2,893.42
	Fund: 028 - ECONOMIC DEVELOPMENT Total:	10,600.00	10,600.00	319.41	13,493.42	

Fund: 029 - BENEVOLENCE FUND

Revenue						
029-35100	INTEREST ON INVESTMENTS	0.00	0.00	5.28	32.33	-32.33
029-35104	INTEREST TEXAS CLASS INVESTMENTS	0.00	0.00	18.19	167.79	-167.79

Income Statement

For Fiscal: 2024 Budget Period Ending: 09/30/2024

		Original Total Budget	Current Total Budget	MTD Activity	YTD Activity	Budget Remaining
029-39000	TRANSFER FROM GENERAL	1,000.00	1,000.00	0.00	1,000.00	0.00
	Revenue Total:	1,000.00	1,000.00	23.47	1,200.12	-200.12
	Fund: 029 - BENEVOLENCE FUND Total:	1,000.00	1,000.00	23.47	1,200.12	
Fund: 030 - DIST CL'K STATE APPROP						
Revenue						
030-30000	BEGINNING BALANCE	48,492.00	48,492.00	0.00	0.00	48,492.00
030-35100	INTEREST ON INVESTMENTS	100.00	100.00	0.00	0.00	100.00
030-35104	INTEREST TEXAS CLASS INVESTMENTS	0.00	0.00	224.11	2,068.07	-2,068.07
	Revenue Total:	48,592.00	48,592.00	224.11	2,068.07	46,523.93
	Fund: 030 - DIST CL'K STATE APPROP Total:	48,592.00	48,592.00	224.11	2,068.07	
Fund: 031 - COUNTY CLERK RMP						
Revenue						
031-30000	BEGINNING BALANCE	361,817.00	361,817.00	0.00	0.00	361,817.00
031-31143	RECORD ARCHIVE FEES	0.00	0.00	0.00	17,655.00	-17,655.00
031-32524	COUNTY CLERK FEES (RMP)	50,000.00	50,000.00	0.00	25,343.00	24,657.00
031-32539	CLERK RECORDS ARCHIVE FEES (ARCHV)	50,000.00	50,000.00	0.00	7,384.00	42,616.00
031-35100	INTEREST ON INVESTMENTS	600.00	600.00	308.10	2,152.86	-1,552.86
031-35104	INTEREST TEXAS CLASS INVESTMENTS	0.00	0.00	452.07	4,165.62	-4,165.62
031-35105	INTEREST FNB WICHITA FALLS INVESTMEN	0.00	0.00	2,651.98	24,916.39	-24,916.39
	Revenue Total:	462,417.00	462,417.00	3,412.15	81,616.87	380,800.13
	Fund: 031 - COUNTY CLERK RMP Total:	462,417.00	462,417.00	3,412.15	81,616.87	
Fund: 032 - C D A FORFEITURE						
Revenue						
032-30000	BEGINNING BALANCE	15,000.00	15,000.00	0.00	0.00	15,000.00
032-32529	DIST. ATTY FORFEITURES AWARDED	20.00	20.00	0.00	181.00	-161.00
032-35100	INTEREST ON INVESTMENTS	0.00	0.00	1.63	14.75	-14.75
032-35104	INTEREST TEXAS CLASS INVESTMENTS	0.00	0.00	40.68	374.89	-374.89
	Revenue Total:	15,020.00	15,020.00	42.31	570.64	14,449.36
	Fund: 032 - C D A FORFEITURE Total:	15,020.00	15,020.00	42.31	570.64	
Fund: 033 - SHERIFF FORFEITURE						
Revenue						
033-30000	BEGINNING BALANCE	5,900.00	5,900.00	0.00	0.00	5,900.00
033-31151	SHERIFF FORFEITURES AWARDED	0.00	0.00	0.00	868.31	-868.31
033-35100	INTEREST ON INVESTMENTS	0.00	0.00	124.35	1,210.26	-1,210.26
033-35104	INTEREST TEXAS CLASS INVESTMENTS	0.00	0.00	45.20	416.53	-416.53
	Revenue Total:	5,900.00	5,900.00	169.55	2,495.10	3,404.90
	Fund: 033 - SHERIFF FORFEITURE Total:	5,900.00	5,900.00	169.55	2,495.10	
Fund: 034 - DISTRICT CLERK RMP						
Revenue						
034-30000	BEGINNING BALANCE	2,030.00	2,030.00	0.00	0.00	2,030.00
034-32519	DISTRICT CLERK FEES	0.00	0.00	0.00	7.50	-7.50
034-32526	DIST CLK CRIMINAL ARCHIVE FEE	1,650.00	1,650.00	0.00	0.00	1,650.00
034-32530	DISTRICT CLERK ARCHIVE FEE	1,320.00	1,320.00	0.00	15.00	1,305.00
034-35100	INTEREST ON INVESTMENTS	0.00	0.00	176.27	938.50	-938.50
034-35104	INTEREST TEXAS CLASS INVESTMENTS	0.00	0.00	429.80	2,930.47	-2,930.47
	Revenue Total:	5,000.00	5,000.00	606.07	3,891.47	1,108.53
	Fund: 034 - DISTRICT CLERK RMP Total:	5,000.00	5,000.00	606.07	3,891.47	
Fund: 035 - AMERICAN RESCUE PLAN ACT FUNDING						
Revenue						
035-31301	ARPA FUNDING	2,104,766.00	2,104,766.00	0.00	500,000.00	1,604,766.00
035-35100	INTEREST ON INVESTMENTS	0.00	0.00	880.56	9,105.13	-9,105.13
035-35104	INTEREST TEXAS CLASS INVESTMENTS	0.00	0.00	8,989.78	90,006.16	-90,006.16
	Revenue Total:	2,104,766.00	2,104,766.00	9,870.34	599,111.29	1,505,654.71
	Fund: 035 - AMERICAN RESCUE PLAN ACT FUNDING Total:	2,104,766.00	2,104,766.00	9,870.34	599,111.29	

Income Statement

For Fiscal: 2024 Budget Period Ending: 09/30/2024

		Original Total Budget	Current Total Budget	MTD Activity	YTD Activity	Budget Remaining
Fund: 036 - LIBRARY FUND						
Revenue						
036-32517	COUNTY CLERK FINES	2,500.00	2,500.00	0.00	3,290.00	-790.00
036-32522	DISTRICT CLERK FINES	5,000.00	5,000.00	700.00	4,830.00	170.00
036-35100	INTEREST ON INVESTMENTS	100.00	100.00	66.57	667.37	-567.37
036-35104	INTEREST TEXAS CLASS INVESTMENTS	0.00	0.00	399.86	3,685.95	-3,685.95
036-38111	Misc. Refunds	0.00	0.00	0.00	132.00	-132.00
036-39000	TRANSFER FROM GENERAL	25,000.00	25,000.00	0.00	25,000.00	0.00
	Revenue Total:	32,600.00	32,600.00	1,166.43	37,605.32	-5,005.32
	Fund: 036 - LIBRARY FUND Total:	32,600.00	32,600.00	1,166.43	37,605.32	
Fund: 039 - TXCDBG SMALL BUSINESS LOAN PRJ						
Revenue						
039-39300	LOAN PROCEEDS	0.00	0.00	557.50	5,124.00	-5,124.00
	Revenue Total:	0.00	0.00	557.50	5,124.00	-5,124.00
	Fund: 039 - TXCDBG SMALL BUSINESS LOAN PRJ Total:	0.00	0.00	557.50	5,124.00	
Fund: 041 - PEACE OFFICER SERVICE FEES						
Revenue						
041-31142	PEACE OFFICER FEES	0.00	0.00	0.00	11,935.97	-11,935.97
041-35100	INTEREST ON INVESTMENTS	0.00	0.00	91.77	781.48	-781.48
041-35104	INTEREST TEXAS CLASS INVESTMENTS	0.00	0.00	452.07	4,517.29	-4,517.29
	Revenue Total:	0.00	0.00	543.84	17,234.74	-17,234.74
	Fund: 041 - PEACE OFFICER SERVICE FEES Total:	0.00	0.00	543.84	17,234.74	
Fund: 042 - HAVA GRANT/CARES ACT						
Revenue						
042-35100	INTEREST ON INVESTMENTS	0.00	0.00	99.49	529.77	-529.77
	Revenue Total:	0.00	0.00	99.49	529.77	-529.77
	Fund: 042 - HAVA GRANT/CARES ACT Total:	0.00	0.00	99.49	529.77	
Fund: 043 - JAIL INTEREST & SINKING						
Revenue						
043-30000	BEGINNING BALANCE	100,000.00	100,000.00	0.00	0.00	100,000.00
043-31020	DELINQUENT AD VALOREM	1,000.00	1,000.00	24.72	60.65	939.35
043-35100	INTEREST ON INVESTMENTS	1,500.00	1,500.00	1,817.68	17,102.83	-15,602.83
	Revenue Total:	102,500.00	102,500.00	1,842.40	17,163.48	85,336.52
	Fund: 043 - JAIL INTEREST & SINKING Total:	102,500.00	102,500.00	1,842.40	17,163.48	
Fund: 044 - COURTHOUSE SECURITY						
Revenue						
044-32112	COURTHOUSE SECURITY FEES	39,251.00	39,251.00	16.00	4,067.25	35,183.75
044-35100	INTEREST ON INVESTMENTS	240.00	240.00	-39.33	88.40	151.60
044-35104	INTEREST TEXAS CLASS INVESTMENTS	0.00	0.00	339.04	2,772.52	-2,772.52
044-39000	TRANSFER FROM GENERAL FUND	113,106.00	113,106.00	0.00	113,106.00	0.00
	Revenue Total:	152,597.00	152,597.00	315.71	120,034.17	32,562.83
	Fund: 044 - COURTHOUSE SECURITY Total:	152,597.00	152,597.00	315.71	120,034.17	
Fund: 045 - COUNTY-RMP						
Revenue						
045-30000	BEGINNING BALANCE	54,999.00	54,999.00	0.00	0.00	54,999.00
045-32527	DIST. & CO. CLERK FEES	4,000.00	4,000.00	780.00	5,392.50	-1,392.50
045-35100	INTEREST ON INVESTMENTS	350.00	350.00	92.45	786.90	-436.90
045-35104	INTEREST TEXAS CLASS INVESTMENTS	0.00	0.00	384.25	3,540.74	-3,540.74
	Revenue Total:	59,349.00	59,349.00	1,256.70	9,720.14	49,628.86
	Fund: 045 - COUNTY-RMP Total:	59,349.00	59,349.00	1,256.70	9,720.14	

Income Statement

For Fiscal: 2024 Budget Period Ending: 09/30/2024

		Original Total Budget	Current Total Budget	MTD Activity	YTD Activity	Budget Remaining
Fund: 046 - RESTITUTION (DISTRICT CLERK)						
Revenue						
046-32507	RESITUTION COLLECTED (DISTRICT CLERK)	0.00	0.00	0.00	835.00	-835.00
	Revenue Total:	0.00	0.00	0.00	835.00	-835.00
	Fund: 046 - RESTITUTION (DISTRICT CLERK) Total:	0.00	0.00	0.00	835.00	
Fund: 047 - COUNTY-WIDE RIGHT-OF-WAY FUNDB						
Revenue						
047-30404	PARTIAL CARRYOVER	500,000.00	500,000.00	0.00	0.00	500,000.00
047-35100	INTEREST ON INVESTMENTS	1,000.00	1,000.00	19.01	68.44	931.56
047-35104	INTEREST TEXAS CLASS INVESTMENTS	0.00	0.00	5.92	62.07	-62.07
047-35105	INTEREST FNB WICHITA FALLS INVESTMEN	0.00	0.00	2,932.92	27,319.95	-27,319.95
047-37102	REIMBURSEMENTS	0.00	0.00	0.00	1,563.08	-1,563.08
	Revenue Total:	501,000.00	501,000.00	2,957.85	29,013.54	471,986.46
	Fund: 047 - COUNTY-WIDE RIGHT-OF-WAY FUNDB Total:	501,000.00	501,000.00	2,957.85	29,013.54	
Fund: 048 - EMERGENCY DISASTER RELIEF						
Revenue						
048-30000	BEGINNING BALANCE	800,000.00	800,000.00	0.00	0.00	800,000.00
048-35100	INTEREST ON INVESTMENTS	5,000.00	5,000.00	0.00	0.00	5,000.00
048-35104	INTEREST TEXAS CLASS INVESTMENTS	0.00	0.00	274.47	3,276.51	-3,276.51
048-35105	INTEREST FNB WICHITA FALLS INVESTMEN	0.00	0.00	16,759.58	156,114.08	-156,114.08
	Revenue Total:	805,000.00	805,000.00	17,034.05	159,390.59	645,609.41
	Fund: 048 - EMERGENCY DISASTER RELIEF Total:	805,000.00	805,000.00	17,034.05	159,390.59	
Fund: 049 - C D A TRUST						
Revenue						
049-31144	RESTITUTION COLLECTED	10,000.00	10,000.00	0.00	0.00	10,000.00
049-35100	INTEREST ON INVESTMENTS	0.00	0.00	54.56	290.51	-290.51
	Revenue Total:	10,000.00	10,000.00	54.56	290.51	9,709.49
	Fund: 049 - C D A TRUST Total:	10,000.00	10,000.00	54.56	290.51	
Fund: 050 - C D A FEES						
Revenue						
050-35100	INTEREST ON INVESTMENTS	0.00	0.00	880.56	6,130.39	-6,130.39
050-35104	INTEREST TEXAS CLASS INVESTMENTS	0.00	0.00	1.38	15.66	-15.66
	Revenue Total:	0.00	0.00	881.94	6,146.05	-6,146.05
	Fund: 050 - C D A FEES Total:	0.00	0.00	881.94	6,146.05	
Fund: 051 - CDA STATE APPROPRIATIONS FUND						
Revenue						
051-31200	STATE APPROPRIATIONS	0.00	0.00	0.00	9,166.66	-9,166.66
051-35100	INTEREST ON INVESTMENTS	0.00	0.00	122.07	1,018.28	-1,018.28
051-35104	INTEREST TEXAS CLASS INVESTMENTS	0.00	0.00	361.65	3,332.49	-3,332.49
	Revenue Total:	0.00	0.00	483.72	13,517.43	-13,517.43
	Fund: 051 - CDA STATE APPROPRIATIONS FUND Total:	0.00	0.00	483.72	13,517.43	
Fund: 071 - STATE-JUVENILE CRIME & DELINQ						
Revenue						
071-32500	JUSTICE OF PEACE FEES	0.00	0.00	0.00	-330.00	330.00
071-32514	COUNTY & DISTRICT CLERK FEES	0.00	0.00	0.00	-0.01	0.01
	Revenue Total:	0.00	0.00	0.00	-330.01	330.01
	Fund: 071 - STATE-JUVENILE CRIME & DELINQ Total:	0.00	0.00	0.00	-330.01	
Fund: 072 - TYLER COUNTY SEACH & RESCUE						
Revenue						
072-35100	INTEREST ON INVESTMENTS	0.00	0.00	0.71	6.70	-6.70
	Revenue Total:	0.00	0.00	0.71	6.70	-6.70
	Fund: 072 - TYLER COUNTY SEACH & RESCUE Total:	0.00	0.00	0.71	6.70	

Income Statement

For Fiscal: 2024 Budget Period Ending: 09/30/2024

		Original Total Budget	Current Total Budget	MTD Activity	YTD Activity	Budget Remaining
Fund: 073 - JUSTICE COURT TECHNOLOGY FUND						
Revenue						
073-32500	JUSTICE OF PEACE FEES	0.00	0.00	16.00	144.25	-144.25
073-35100	INTEREST ON INVESTMENTS	0.00	0.00	30.52	285.01	-285.01
073-35104	INTEREST TEXAS CLASS INVESTMENTS	0.00	0.00	180.84	1,666.29	-1,666.29
	Revenue Total:	0.00	0.00	227.36	2,095.55	-2,095.55
	Fund: 073 - JUSTICE COURT TECHNOLOGY FUND Total:	0.00	0.00	227.36	2,095.55	
Fund: 074 - HOMELAND SECURITY						
Revenue						
074-35104	INTEREST TEXAS CLASS INVESTMENTS	0.00	0.00	45.08	415.76	-415.76
	Revenue Total:	0.00	0.00	45.08	415.76	-415.76
	Fund: 074 - HOMELAND SECURITY Total:	0.00	0.00	45.08	415.76	
Fund: 076 - EMERGENCY OPERATIONS CENTER						
Revenue						
076-30000	BEGINNING BALANCE	5,718.92	5,718.92	0.00	0.00	5,718.92
076-32116	UTILITY CONSTRUCTION PERMIT FEE	0.00	0.00	225.00	2,450.00	-2,450.00
076-35100	INTEREST ON INVESTMENTS	200.00	200.00	99.10	2,539.08	-2,339.08
076-35104	INTEREST TEXAS CLASS INVESTMENTS	0.00	0.00	1,275.25	10,947.45	-10,947.45
076-39000	TRANSFER FROM GENERAL FUND	150,808.00	150,808.00	0.00	150,808.00	0.00
076-39200	SALE OF EQUIPMENT	0.00	0.00	0.00	7,500.00	-7,500.00
	Revenue Total:	156,726.92	156,726.92	1,599.35	174,244.53	-17,517.61
	Fund: 076 - EMERGENCY OPERATIONS CENTER Total:	156,726.92	156,726.92	1,599.35	174,244.53	
Fund: 086 - STATE - JURY REIMBURSEMENT FEE						
Revenue						
086-35100	INTEREST ON INVESTMENTS	0.00	0.00	0.00	-3.84	3.84
	Revenue Total:	0.00	0.00	0.00	-3.84	3.84
	Fund: 086 - STATE - JURY REIMBURSEMENT FEE Total:	0.00	0.00	0.00	-3.84	
Fund: 088 - TJPC-TITLE IVE FUND						
Revenue						
088-35100	INTEREST ON INVESTMENTS	0.00	0.00	21.82	205.01	-205.01
088-35104	INTEREST TEXAS CLASS INVESTMENTS	0.00	0.00	135.62	1,249.72	-1,249.72
	Revenue Total:	0.00	0.00	157.44	1,454.73	-1,454.73
	Fund: 088 - TJPC-TITLE IVE FUND Total:	0.00	0.00	157.44	1,454.73	
Fund: 089 - TYLER COUNTY NUTRITION CENTER						
Revenue						
089-31140	LEASE INCOME	3,000.00	3,000.00	125.00	1,125.00	1,875.00
089-32128	HALL RENTAL	1,500.00	1,500.00	0.00	0.00	1,500.00
089-35100	INTEREST ON INVESTMENTS	200.00	200.00	461.13	4,067.23	-3,867.23
089-35104	INTEREST TEXAS CLASS INVESTMENTS	0.00	0.00	45.20	416.53	-416.53
089-36122	TEMPLE FOUNDATION GRANT	0.00	0.00	0.00	20,000.00	-20,000.00
089-37106	DETCOG REIMBURSEMENT FOR SENIOR CI	82,000.00	82,000.00	19,251.26	94,370.95	-12,370.95
089-38104	DONATIONS	0.00	0.00	200.00	2,600.00	-2,600.00
089-38113	Misc. Income	42,000.00	42,000.00	2,235.50	17,088.95	24,911.05
089-39000	TRANSFER FROM GENERAL FUND	85,085.00	85,085.00	0.00	81,493.00	3,592.00
089-39030	TRANSFER FROM EMERGENCY MANAGEM	0.00	0.00	0.00	150.00	-150.00
	Revenue Total:	213,785.00	213,785.00	22,318.09	221,311.66	-7,526.66
	Fund: 089 - TYLER COUNTY NUTRITION CENTER Total:	213,785.00	213,785.00	22,318.09	221,311.66	
Fund: 096 - CHILD WELFARE BOARD FUND						
Revenue						
096-35100	INTEREST ON INVESTMENTS	0.00	0.00	7.43	63.35	-63.35
096-35104	INTEREST TEXAS CLASS INVESTMENTS	0.00	0.00	37.63	346.92	-346.92
096-38105	JUROR DONATIONS	0.00	0.00	120.00	355.00	-355.00
	Revenue Total:	0.00	0.00	165.06	765.27	-765.27
	Fund: 096 - CHILD WELFARE BOARD FUND Total:	0.00	0.00	165.06	765.27	

Income Statement

For Fiscal: 2024 Budget Period Ending: 09/30/2024

		Original Total Budget	Current Total Budget	MTD Activity	YTD Activity	Budget Remaining
Fund: 097 - CHILD SAFETY FUND						
Revenue						
097-32105	CHILD SAFETY FUND FEES	49,943.00	49,943.00	988.00	13,602.00	36,341.00
097-35100	INTEREST ON INVESTMENTS	1,500.00	1,500.00	25.02	171.77	1,328.23
097-35104	INTEREST TEXAS CLASS INVESTMENTS	0.00	0.00	0.00	708.40	-708.40
	Revenue Total:	51,443.00	51,443.00	1,013.02	14,482.17	36,960.83
	Fund: 097 - CHILD SAFETY FUND Total:	51,443.00	51,443.00	1,013.02	14,482.17	
Fund: 099 - TDA WATER IMPROVMENTS CDV21-0384						
Revenue						
099-36108	GRANT FUNDING CDV21-0384	0.00	0.00	0.00	284,630.00	-284,630.00
	Revenue Total:	0.00	0.00	0.00	284,630.00	-284,630.00
	Fund: 099 - TDA WATER IMPROVMENTS CDV21-0384 Total:	0.00	0.00	0.00	284,630.00	
Fund: 101 - SUPPLEMENT COURT QUARDIANSHIP						
Revenue						
101-31148	SCIG FEES	0.00	0.00	0.00	1,100.00	-1,100.00
101-35100	INTEREST ON INVESTMENTS	0.00	0.00	114.18	1,060.58	-1,060.58
	Revenue Total:	0.00	0.00	114.18	2,160.58	-2,160.58
	Fund: 101 - SUPPLEMENT COURT QUARDIANSHIP Total:	0.00	0.00	114.18	2,160.58	
Fund: 102 - WATER IMPROVEMENT-TC WATER SUPPLY 7220470						
Revenue						
102-31401	TXCDBG DEPARTMENT OF AGRICULTURE	0.00	0.00	0.00	2,677.02	-2,677.02
	Revenue Total:	0.00	0.00	0.00	2,677.02	-2,677.02
	Fund: 102 - WATER IMPROVEMENT-TC WATER SUPPLY 7220470 Total:	0.00	0.00	0.00	2,677.02	
Fund: 103 - DISTRICT COURT CRIMINAL TECHNOLOGY FUND						
Revenue						
103-32107	CIVIL TECHNOLOGY FEE	0.00	0.00	0.00	10.00	-10.00
103-32113	CRIMINAL TECHNOLOGY FEE	0.00	0.00	0.00	44.00	-44.00
103-35100	INTEREST ON INVESTMENTS	0.00	0.00	16.30	152.42	-152.42
103-35104	INTEREST TEXAS CLASS INVESTMENTS	0.00	0.00	141.09	1,300.90	-1,300.90
	Revenue Total:	0.00	0.00	157.39	1,507.32	-1,507.32
	Fund: 103 - DISTRICT COURT CRIMINAL TECHNOLOGY FUND Total:	0.00	0.00	157.39	1,507.32	
Fund: 105 - CDBG GLO-22-119-009-D419						
Revenue						
105-36108	GRANT FUNDING D419	0.00	0.00	662,006.69	1,883,686.78	-1,883,686.78
	Revenue Total:	0.00	0.00	662,006.69	1,883,686.78	-1,883,686.78
	Fund: 105 - CDBG GLO-22-119-009-D419 Total:	0.00	0.00	662,006.69	1,883,686.78	
Fund: 107 - CDBG LOCAL BUYOUT/AQUISITION PROGRAM						
Revenue						
107-36112	CDBG BUYOUT GRANT FUNDING	0.00	0.00	0.00	315,320.73	-315,320.73
	Revenue Total:	0.00	0.00	0.00	315,320.73	-315,320.73
	Fund: 107 - CDBG LOCAL BUYOUT/AQUISITION PROGRAM Total:	0.00	0.00	0.00	315,320.73	
Fund: 111 - COURTHOUSE RESTORATION						
Revenue						
111-30000	BEGINNING BALANCE	425,000.00	425,000.00	0.00	0.00	425,000.00
111-35100	INTEREST ON INVESTMENT	0.00	0.00	1,238.09	3,530.55	-3,530.55
111-35104	INTEREST TEXAS CLASS INVESTMENTS	0.00	0.00	3,145.57	22,533.08	-22,533.08
111-36467	HISTORICAL REIMBURSEMENT GRANT FOR	0.00	0.00	236,869.30	236,869.30	-236,869.30
111-39000	TRANSFER FROM GENERAL FUND	75,000.00	75,000.00	0.00	75,000.00	0.00
	Revenue Total:	500,000.00	500,000.00	241,252.96	337,932.93	162,067.07
	Fund: 111 - COURTHOUSE RESTORATION Total:	500,000.00	500,000.00	241,252.96	337,932.93	
Fund: 112 - LEGISLATIVE SERVICES						
Revenue						
112-35104	INTEREST TEXAS CLASS INVESTMENTS	0.00	0.00	272.83	2,515.16	-2,515.16

Income Statement

For Fiscal: 2024 Budget Period Ending: 09/30/2024

		Original Total Budget	Current Total Budget	MTD Activity	YTD Activity	Budget Remaining
112-39000	TRANSFER FROM GENERAL FUND	10,500.00	10,500.00	0.00	10,500.00	0.00
	Revenue Total:	10,500.00	10,500.00	272.83	13,015.16	-2,515.16
	Fund: 112 - LEGISLATIVE SERVICES Total:	10,500.00	10,500.00	272.83	13,015.16	
Fund: 113 - CIVIL FEES (ADULT PROBATION)						
Revenue						
113-32106	CIVIL FEES	0.00	0.00	0.00	5,005.60	-5,005.60
113-35100	INTEREST ON INVESTMENTS	0.00	0.00	20.39	143.10	-143.10
	Revenue Total:	0.00	0.00	20.39	5,148.70	-5,148.70
	Fund: 113 - CIVIL FEES (ADULT PROBATION) Total:	0.00	0.00	20.39	5,148.70	
Fund: 114 - ELECTED OFFICIALS FUND						
Revenue						
114-35102	INTEREST FNB INVESTMENTS	0.00	0.00	0.00	82,972.87	-82,972.87
114-38310	TAXES GASB 84	0.00	0.00	0.00	29,236,328.33	-29,236,328.33
114-38320	FEES GASB 84	0.00	0.00	0.00	1,938,249.19	-1,938,249.19
114-38330	INMATE TRUST DEPOSITS GASB 84	0.00	0.00	0.00	36,888.48	-36,888.48
114-38335	JAIL COMMISSARY GASB 84	0.00	0.00	0.00	20,214.34	-20,214.34
114-38340	CASH BONDS GASB 84	0.00	0.00	0.00	8,620.00	-8,620.00
114-38390	MISCELLANEOUS REVENUE GASB 84	0.00	0.00	0.00	688.00	-688.00
	Revenue Total:	0.00	0.00	0.00	31,323,961.21	-31,323,961.21
	Fund: 114 - ELECTED OFFICIALS FUND Total:	0.00	0.00	0.00	31,323,961.21	
	Total Surplus (Deficit):	25,647,538.92	25,971,950.03	1,255,091.02	54,763,828.76	

Income Statement

For Fiscal: 2024 Budget Period Ending: 09/30/2024

Group Summary

Account Type	Original Total Budget	Current Total Budget	MTD Activity	YTD Activity	Budget Remaining
Fund: 010 - GENERAL FUND					
Revenue	12,025,616.31	12,025,616.31	219,884.43	10,717,818.79	1,307,797.52
Fund: 010 - GENERAL FUND Total:	12,025,616.31	12,025,616.31	219,884.43	10,717,818.79	1,307,797.52
Fund: 020 - GENERAL ROAD & BRIDGE					
Revenue	3,819,414.86	3,819,414.86	23,205.51	3,471,228.99	348,185.87
Fund: 020 - GENERAL ROAD & BRIDGE Total:	3,819,414.86	3,819,414.86	23,205.51	3,471,228.99	348,185.87
Fund: 021 - ROAD & BRIDGE I					
Revenue	877,656.53	1,177,817.64	9,314.37	1,094,967.46	82,850.18
Fund: 021 - ROAD & BRIDGE I Total:	877,656.53	1,177,817.64	9,314.37	1,094,967.46	82,850.18
Fund: 022 - ROAD & BRIDGE II					
Revenue	1,045,267.30	1,045,267.30	9,190.97	1,095,877.01	-50,609.71
Fund: 022 - ROAD & BRIDGE II Total:	1,045,267.30	1,045,267.30	9,190.97	1,095,877.01	-50,609.71
Fund: 023 - ROAD & BRIDGE III					
Revenue	1,273,090.00	1,297,340.00	10,161.13	1,343,084.82	-45,744.82
Fund: 023 - ROAD & BRIDGE III Total:	1,273,090.00	1,297,340.00	10,161.13	1,343,084.82	-45,744.82
Fund: 024 - ROAD & BRIDGE IV					
Revenue	1,216,336.00	1,216,336.00	11,739.98	1,212,915.18	3,420.82
Fund: 024 - ROAD & BRIDGE IV Total:	1,216,336.00	1,216,336.00	11,739.98	1,212,915.18	3,420.82
Fund: 025 - TYLER CO AIRPORT					
Revenue	92,856.00	92,856.00	274.81	96,057.76	-3,201.76
Fund: 025 - TYLER CO AIRPORT Total:	92,856.00	92,856.00	274.81	96,057.76	-3,201.76
Fund: 026 - TYLER CO. RODEO ARENA/FAIRGRND					
Revenue	48,506.00	48,506.00	107.67	26,344.08	22,161.92
Fund: 026 - TYLER CO. RODEO ARENA/FAIRGRND Total:	48,506.00	48,506.00	107.67	26,344.08	22,161.92
Fund: 028 - ECONOMIC DEVELOPMENT					
Revenue	10,600.00	10,600.00	319.41	13,493.42	-2,893.42
Fund: 028 - ECONOMIC DEVELOPMENT Total:	10,600.00	10,600.00	319.41	13,493.42	-2,893.42
Fund: 029 - BENEVOLENCE FUND					
Revenue	1,000.00	1,000.00	23.47	1,200.12	-200.12
Fund: 029 - BENEVOLENCE FUND Total:	1,000.00	1,000.00	23.47	1,200.12	-200.12
Fund: 030 - DIST CL'K STATE APPROP					
Revenue	48,592.00	48,592.00	224.11	2,068.07	46,523.93
Fund: 030 - DIST CL'K STATE APPROP Total:	48,592.00	48,592.00	224.11	2,068.07	46,523.93
Fund: 031 - COUNTY CLERK RMP					
Revenue	462,417.00	462,417.00	3,412.15	81,616.87	380,800.13
Fund: 031 - COUNTY CLERK RMP Total:	462,417.00	462,417.00	3,412.15	81,616.87	380,800.13
Fund: 032 - C D A FORFEITURE					
Revenue	15,020.00	15,020.00	42.31	570.64	14,449.36
Fund: 032 - C D A FORFEITURE Total:	15,020.00	15,020.00	42.31	570.64	14,449.36
Fund: 033 - SHERIFF FORFEITURE					
Revenue	5,900.00	5,900.00	169.55	2,495.10	3,404.90
Fund: 033 - SHERIFF FORFEITURE Total:	5,900.00	5,900.00	169.55	2,495.10	3,404.90
Fund: 034 - DISTRICT CLERK RMP					
Revenue	5,000.00	5,000.00	606.07	3,891.47	1,108.53
Fund: 034 - DISTRICT CLERK RMP Total:	5,000.00	5,000.00	606.07	3,891.47	1,108.53
Fund: 035 - AMERICAN RESCUE PLAN ACT FUNDING					
Revenue	2,104,766.00	2,104,766.00	9,870.34	599,111.29	1,505,654.71
Fund: 035 - AMERICAN RESCUE PLAN ACT FUNDING Total:	2,104,766.00	2,104,766.00	9,870.34	599,111.29	1,505,654.71
Fund: 036 - LIBRARY FUND					
Revenue	32,600.00	32,600.00	1,166.43	37,605.32	-5,005.32
Fund: 036 - LIBRARY FUND Total:	32,600.00	32,600.00	1,166.43	37,605.32	-5,005.32

Income Statement

For Fiscal: 2024 Budget Period Ending: 09/30/2024

Account Type	Original Total Budget	Current Total Budget	MTD Activity	YTD Activity	Budget Remaining
Fund: 039 - TXCDBG SMALL BUSINESS LOAN PRJ					
Revenue	0.00	0.00	557.50	5,124.00	-5,124.00
Fund: 039 - TXCDBG SMALL BUSINESS LOAN PRJ Total:	0.00	0.00	557.50	5,124.00	-5,124.00
Fund: 041 - PEACE OFFICER SERVICE FEES					
Revenue	0.00	0.00	543.84	17,234.74	-17,234.74
Fund: 041 - PEACE OFFICER SERVICE FEES Total:	0.00	0.00	543.84	17,234.74	-17,234.74
Fund: 042 - HAVA GRANT/CARES ACT					
Revenue	0.00	0.00	99.49	529.77	-529.77
Fund: 042 - HAVA GRANT/CARES ACT Total:	0.00	0.00	99.49	529.77	-529.77
Fund: 043 - JAIL INTEREST & SINKING					
Revenue	102,500.00	102,500.00	1,842.40	17,163.48	85,336.52
Fund: 043 - JAIL INTEREST & SINKING Total:	102,500.00	102,500.00	1,842.40	17,163.48	85,336.52
Fund: 044 - COURTHOUSE SECURITY					
Revenue	152,597.00	152,597.00	315.71	120,034.17	32,562.83
Fund: 044 - COURTHOUSE SECURITY Total:	152,597.00	152,597.00	315.71	120,034.17	32,562.83
Fund: 045 - COUNTY-RMP					
Revenue	59,349.00	59,349.00	1,256.70	9,720.14	49,628.86
Fund: 045 - COUNTY-RMP Total:	59,349.00	59,349.00	1,256.70	9,720.14	49,628.86
Fund: 046 - RESTITUTION (DISTRICT CLERK)					
Revenue	0.00	0.00	0.00	835.00	-835.00
Fund: 046 - RESTITUTION (DISTRICT CLERK) Total:	0.00	0.00	0.00	835.00	-835.00
Fund: 047 - COUNTY-WIDE RIGHT-OF-WAY FUNDB					
Revenue	501,000.00	501,000.00	2,957.85	29,013.54	471,986.46
Fund: 047 - COUNTY-WIDE RIGHT-OF-WAY FUNDB Total:	501,000.00	501,000.00	2,957.85	29,013.54	471,986.46
Fund: 048 - EMERGENCY DISASTER RELIEF					
Revenue	805,000.00	805,000.00	17,034.05	159,390.59	645,609.41
Fund: 048 - EMERGENCY DISASTER RELIEF Total:	805,000.00	805,000.00	17,034.05	159,390.59	645,609.41
Fund: 049 - C D A TRUST					
Revenue	10,000.00	10,000.00	54.56	290.51	9,709.49
Fund: 049 - C D A TRUST Total:	10,000.00	10,000.00	54.56	290.51	9,709.49
Fund: 050 - C D A FEES					
Revenue	0.00	0.00	881.94	6,146.05	-6,146.05
Fund: 050 - C D A FEES Total:	0.00	0.00	881.94	6,146.05	-6,146.05
Fund: 051 - CDA STATE APPROPRIATIONS FUND					
Revenue	0.00	0.00	483.72	13,517.43	-13,517.43
Fund: 051 - CDA STATE APPROPRIATIONS FUND Total:	0.00	0.00	483.72	13,517.43	-13,517.43
Fund: 071 - STATE-JUVENILE CRIME & DELINQ					
Revenue	0.00	0.00	0.00	-330.01	330.01
Fund: 071 - STATE-JUVENILE CRIME & DELINQ Total:	0.00	0.00	0.00	-330.01	330.01
Fund: 072 - TYLER COUNTY SEACH & RESCUE					
Revenue	0.00	0.00	0.71	6.70	-6.70
Fund: 072 - TYLER COUNTY SEACH & RESCUE Total:	0.00	0.00	0.71	6.70	-6.70
Fund: 073 - JUSTICE COURT TECHNOLOGY FUND					
Revenue	0.00	0.00	227.36	2,095.55	-2,095.55
Fund: 073 - JUSTICE COURT TECHNOLOGY FUND Total:	0.00	0.00	227.36	2,095.55	-2,095.55
Fund: 074 - HOMELAND SECURITY					
Revenue	0.00	0.00	45.08	415.76	-415.76
Fund: 074 - HOMELAND SECURITY Total:	0.00	0.00	45.08	415.76	-415.76
Fund: 076 - EMERGENCY OPERATIONS CENTER					
Revenue	156,726.92	156,726.92	1,599.35	174,244.53	-17,517.61
Fund: 076 - EMERGENCY OPERATIONS CENTER Total:	156,726.92	156,726.92	1,599.35	174,244.53	-17,517.61

Income Statement

For Fiscal: 2024 Budget Period Ending: 09/30/2024

Account Type	Original Total Budget	Current Total Budget	MTD Activity	YTD Activity	Budget Remaining
Fund: 086 - STATE - JURY REIMBURSEMENT FEE					
Revenue	0.00	0.00	0.00	-3.84	3.84
Fund: 086 - STATE - JURY REIMBURSEMENT FEE Total:	0.00	0.00	0.00	-3.84	3.84
Fund: 088 - TJPC-TITLE IVE FUND					
Revenue	0.00	0.00	157.44	1,454.73	-1,454.73
Fund: 088 - TJPC-TITLE IVE FUND Total:	0.00	0.00	157.44	1,454.73	-1,454.73
Fund: 089 - TYLER COUNTY NUTRITION CENTER					
Revenue	213,785.00	213,785.00	22,318.09	221,311.66	-7,526.66
Fund: 089 - TYLER COUNTY NUTRITION CENTER Total:	213,785.00	213,785.00	22,318.09	221,311.66	-7,526.66
Fund: 096 - CHILD WELFARE BOARD FUND					
Revenue	0.00	0.00	165.06	765.27	-765.27
Fund: 096 - CHILD WELFARE BOARD FUND Total:	0.00	0.00	165.06	765.27	-765.27
Fund: 097 - CHILD SAFETY FUND					
Revenue	51,443.00	51,443.00	1,013.02	14,482.17	36,960.83
Fund: 097 - CHILD SAFETY FUND Total:	51,443.00	51,443.00	1,013.02	14,482.17	36,960.83
Fund: 099 - TDA WATER IMPROVMENTS CDV21-0384					
Revenue	0.00	0.00	0.00	284,630.00	-284,630.00
Fund: 099 - TDA WATER IMPROVMENTS CDV21-0384 Total:	0.00	0.00	0.00	284,630.00	-284,630.00
Fund: 101 - SUPPLEMENT COURT QUARDIANSHIP					
Revenue	0.00	0.00	114.18	2,160.58	-2,160.58
Fund: 101 - SUPPLEMENT COURT QUARDIANSHIP Total:	0.00	0.00	114.18	2,160.58	-2,160.58
Fund: 102 - WATER IMPROVEMENT-TC WATER SUPPLY 7220470					
Revenue	0.00	0.00	0.00	2,677.02	-2,677.02
Fund: 102 - WATER IMPROVEMENT-TC WATER SUPPLY 7220470 Total:	0.00	0.00	0.00	2,677.02	-2,677.02
Fund: 103 - DISTRICT COURT CRIMINAL TECHNOLOGY FUND					
Revenue	0.00	0.00	157.39	1,507.32	-1,507.32
Fund: 103 - DISTRICT COURT CRIMINAL TECHNOLOGY FUND Total:	0.00	0.00	157.39	1,507.32	-1,507.32
Fund: 105 - CDBG GLO-22-119-009-D419					
Revenue	0.00	0.00	662,006.69	1,883,686.78	-1,883,686.78
Fund: 105 - CDBG GLO-22-119-009-D419 Total:	0.00	0.00	662,006.69	1,883,686.78	-1,883,686.78
Fund: 107 - CDBG LOCAL BUYOUT/AQUISITION PROGRAM					
Revenue	0.00	0.00	0.00	315,320.73	-315,320.73
Fund: 107 - CDBG LOCAL BUYOUT/AQUISITION PROGRAM Total:	0.00	0.00	0.00	315,320.73	-315,320.73
Fund: 111 - COURTHOUSE RESTORATION					
Revenue	500,000.00	500,000.00	241,252.96	337,932.93	162,067.07
Fund: 111 - COURTHOUSE RESTORATION Total:	500,000.00	500,000.00	241,252.96	337,932.93	162,067.07
Fund: 112 - LEGISLATIVE SERVICES					
Revenue	10,500.00	10,500.00	272.83	13,015.16	-2,515.16
Fund: 112 - LEGISLATIVE SERVICES Total:	10,500.00	10,500.00	272.83	13,015.16	-2,515.16
Fund: 113 - CIVIL FEES (ADULT PROBATION)					
Revenue	0.00	0.00	20.39	5,148.70	-5,148.70
Fund: 113 - CIVIL FEES (ADULT PROBATION) Total:	0.00	0.00	20.39	5,148.70	-5,148.70
Fund: 114 - ELECTED OFFICIALS FUND					
Revenue	0.00	0.00	0.00	31,323,961.21	-31,323,961.21
Fund: 114 - ELECTED OFFICIALS FUND Total:	0.00	0.00	0.00	31,323,961.21	-31,323,961.21
Total Surplus (Deficit):	25,647,538.92	25,971,950.03	1,255,091.02	54,763,828.76	

Fund Summary

Fund	Original Total Budget	Current Total Budget	MTD Activity	YTD Activity	Budget Remaining
010 - GENERAL FUND	12,025,616.31	12,025,616.31	219,884.43	10,717,818.79	1,307,797.52
020 - GENERAL ROAD & BRID	3,819,414.86	3,819,414.86	23,205.51	3,471,228.99	348,185.87
021 - ROAD & BRIDGE I	877,656.53	1,177,817.64	9,314.37	1,094,967.46	82,850.18
022 - ROAD & BRIDGE II	1,045,267.30	1,045,267.30	9,190.97	1,095,877.01	-50,609.71
023 - ROAD & BRIDGE III	1,273,090.00	1,297,340.00	10,161.13	1,343,084.82	-45,744.82
024 - ROAD & BRIDGE IV	1,216,336.00	1,216,336.00	11,739.98	1,212,915.18	3,420.82
025 - TYLER CO AIRPORT	92,856.00	92,856.00	274.81	96,057.76	-3,201.76
026 - TYLER CO. RODEO ARE	48,506.00	48,506.00	107.67	26,344.08	22,161.92
028 - ECONOMIC DEVELOPM	10,600.00	10,600.00	319.41	13,493.42	-2,893.42
029 - BENEVOLENCE FUND	1,000.00	1,000.00	23.47	1,200.12	-200.12
030 - DIST CL'K STATE APPRO	48,592.00	48,592.00	224.11	2,068.07	46,523.93
031 - COUNTY CLERK RMP	462,417.00	462,417.00	3,412.15	81,616.87	380,800.13
032 - C D A FORFEITURE	15,020.00	15,020.00	42.31	570.64	14,449.36
033 - SHERIFF FORFEITURE	5,900.00	5,900.00	169.55	2,495.10	3,404.90
034 - DISTRICT CLERK RMP	5,000.00	5,000.00	606.07	3,891.47	1,108.53
035 - AMERICAN RESCUE PL	2,104,766.00	2,104,766.00	9,870.34	599,111.29	1,505,654.71
036 - LIBRARY FUND	32,600.00	32,600.00	1,166.43	37,605.32	-5,005.32
039 - TXCDBG SMALL BUSINE	0.00	0.00	557.50	5,124.00	-5,124.00
041 - PEACE OFFICER SERVIC	0.00	0.00	543.84	17,234.74	-17,234.74
042 - HAVA GRANT/CARES A	0.00	0.00	99.49	529.77	-529.77
043 - JAIL INTEREST & SINKIN	102,500.00	102,500.00	1,842.40	17,163.48	85,336.52
044 - COURTHOUSE SECURIT	152,597.00	152,597.00	315.71	120,034.17	32,562.83
045 - COUNTY-RMP	59,349.00	59,349.00	1,256.70	9,720.14	49,628.86
046 - RESTITUTION (DISTRIC	0.00	0.00	0.00	835.00	-835.00
047 - COUNTY-WIDE RIGHT-	501,000.00	501,000.00	2,957.85	29,013.54	471,986.46
048 - EMERGENCY DISASTER	805,000.00	805,000.00	17,034.05	159,390.59	645,609.41
049 - C D A TRUST	10,000.00	10,000.00	54.56	290.51	9,709.49
050 - C D A FEES	0.00	0.00	881.94	6,146.05	-6,146.05
051 - CDA STATE APPROPRIA	0.00	0.00	483.72	13,517.43	-13,517.43
071 - STATE-JUVENILE CRIME	0.00	0.00	0.00	-330.01	330.01
072 - TYLER COUNTY SEACH	0.00	0.00	0.71	6.70	-6.70
073 - JUSTICE COURT TECHN	0.00	0.00	227.36	2,095.55	-2,095.55
074 - HOMELAND SECURITY	0.00	0.00	45.08	415.76	-415.76
076 - EMERGENCY OPERATIO	156,726.92	156,726.92	1,599.35	174,244.53	-17,517.61
086 - STATE - JURY REIMBUR	0.00	0.00	0.00	-3.84	3.84
088 - TJPC-TITLE IVE FUND	0.00	0.00	157.44	1,454.73	-1,454.73
089 - TYLER COUNTY NUTRIT	213,785.00	213,785.00	22,318.09	221,311.66	-7,526.66
096 - CHILD WELFARE BOAR	0.00	0.00	165.06	765.27	-765.27
097 - CHILD SAFETY FUND	51,443.00	51,443.00	1,013.02	14,482.17	36,960.83
099 - TDA WATER IMPROVM	0.00	0.00	0.00	284,630.00	-284,630.00
101 - SUPPLEMENT COURT Q	0.00	0.00	114.18	2,160.58	-2,160.58
102 - WATER IMPROVEMENT	0.00	0.00	0.00	2,677.02	-2,677.02
103 - DISTRICT COURT CRIM	0.00	0.00	157.39	1,507.32	-1,507.32
105 - CDBG GLO-22-119-009-	0.00	0.00	662,006.69	1,883,686.78	-1,883,686.78
107 - CDBG LOCAL BUYOUT/	0.00	0.00	0.00	315,320.73	-315,320.73
111 - COURTHOUSE RESTOR	500,000.00	500,000.00	241,252.96	337,932.93	162,067.07
112 - LEGISLATIVE SERVICES	10,500.00	10,500.00	272.83	13,015.16	-2,515.16
113 - CIVIL FEES (ADULT PRO	0.00	0.00	20.39	5,148.70	-5,148.70
114 - ELECTED OFFICIALS FU	0.00	0.00	0.00	31,323,961.21	-31,323,961.21
Total Surplus (Deficit):	25,647,538.92	25,971,950.03	1,255,091.02	54,763,828.76	



		Original	Current	MTD Activity	YTD Activity	Budget
		Total Budget	Total Budget			Remaining
Fund: 010 - GENERAL FUND						
Expense						
010-401-31020	SHERIFF TAX SALES	0.00	0.00	0.00	107,777.00	-107,777.00
010-401-40130	WORKERS' COMPENSATION	52,500.00	52,500.00	10,346.49	31,039.49	21,460.51
010-401-40140	UNEMPLOYMENT INSURANCE	10,000.00	13,031.91	612.32	5,477.45	7,554.46
010-401-40150	CONTINGENCY/HOSPITALIZATION	910,000.00	910,000.00	79,824.13	676,973.95	233,026.05
010-401-42111	POSTAGE FOR POSTAGE METER	50,000.00	50,000.00	2,031.17	26,410.47	23,589.53
010-401-42116	HEALTH COUNTY EXPENSE	0.00	300.00	120.44	411.45	-111.45
010-401-42136	LONG LEAF SOIL & WATER CONSERV	2,000.00	2,000.00	0.00	2,000.00	0.00
010-401-42158	ELECTION EXPENSE	100,000.00	100,000.00	80.00	16,444.47	83,555.53
010-401-42178	CONTINGENCY FOR MISCELLANEOUS	400,000.00	318,111.07	0.00	0.00	318,111.07
010-401-42180	COURTHOUSE HISTORICAL SOCIETY	4,500.00	4,500.00	0.00	1,606.54	2,893.46
010-401-42185	LAW ENFORCEMENT LIAB INSURANCE	25,000.00	28,356.00	0.00	28,356.00	0.00
010-401-42201	FOSTER CHILD CARE	10,000.00	10,000.00	0.00	10,000.00	0.00
010-401-42204	TYLER COUNTY YOUTH PROGRAMS	20,000.00	20,000.00	0.00	6,000.00	14,000.00
010-401-42218	TYLER COUNTY APPRAISEL DIST.	441,316.00	441,316.00	124,441.00	373,323.00	67,993.00
010-401-42231	HOUSING OF TCSO INMATES	350,000.00	361,380.32	43,372.97	327,000.46	34,379.86
010-401-42233	TRAVEL (COUNTY REPRESENTATION)	5,000.00	5,000.00	0.00	140.70	4,859.30
010-401-42349	PUBLIC OFFICIALS LIAB INSURANC	22,000.00	22,000.00	0.00	21,030.00	970.00
010-401-42500	COUNTY TELEPHONES	35,000.00	51,000.00	4,059.58	41,860.24	9,139.76
010-401-42616	ADVERTISING	5,500.00	5,500.00	0.00	3,235.93	2,264.07
010-401-42628	CONTINGENCY FOR LEGAL FEES	125,000.00	125,000.00	2,808.50	51,298.41	73,701.59
010-401-42643	AUTOPSIES	75,000.00	75,000.00	875.00	33,350.00	41,650.00
010-401-42649	ALLAN SHIVERS LIBRARY	130,000.00	130,000.00	0.00	97,500.00	32,500.00
010-401-42650	ASSOCIATION DUES	15,000.00	15,000.00	5,564.32	10,171.32	4,828.68
010-401-42652	BURKE CENTER	17,912.00	17,912.00	0.00	17,912.00	0.00
010-401-42668	INDEPENDENT AUDIT	65,000.00	65,000.00	25,250.00	25,250.00	39,750.00
010-401-42674	LEGISLATIVE/RISK/GOVERNMENT REPRESE	0.00	0.00	7,127.17	11,834.44	-11,834.44
010-401-42686	GARTH HOUSE	5,000.00	5,000.00	0.00	0.00	5,000.00
010-401-42688	GENERAL LIABILITY INSURANCE	7,500.00	7,500.00	0.00	6,719.00	781.00
010-401-42697	RADIO TOWER RENTAL	0.00	1,680.00	0.00	1,680.00	0.00
010-401-42701	RURAL FIRE PROTECTION	5,400.00	5,400.00	450.00	4,050.00	1,350.00
010-401-42900	BONDS	17,000.00	17,000.00	170.00	9,310.95	7,689.05
010-401-43621	SHERIFF VEHICLE LIABILITY	40,000.00	40,666.00	0.00	40,666.00	0.00
010-401-48000	MISCELLANEOUS EXPENSE	34,000.00	34,000.00	3,594.82	16,212.75	17,787.25
010-401-48012	PAYMENT IN LIEU OF TAXES	3,000.00	3,000.00	0.00	0.00	3,000.00
010-401-49000	PAYMENTS TO THE STATE	0.00	0.00	0.00	1,629.41	-1,629.41
010-402-40000	SALARIES	363,508.00	363,508.00	26,247.21	265,657.25	97,850.75
010-402-40100	SOCIAL SECURITY	27,809.00	27,809.00	1,827.92	17,110.65	10,698.35
010-402-40110	RETIREMENT	27,373.00	27,373.00	1,587.95	15,761.62	11,611.38
010-402-42100	OFFICE SUPPLIES	6,000.00	6,985.18	0.00	2,160.64	4,824.54
010-402-42150	UNIFORMS	1,000.00	1,000.00	0.00	709.04	290.96
010-402-42500	STATE HEALTH DEPT.	3,600.00	3,600.00	168.36	1,235.25	2,364.75
010-402-42651	BOOK BINDING	1,000.00	1,000.00	0.00	0.00	1,000.00
010-402-42659	TRAINING & EDUCATION	18,500.00	19,730.06	1,338.64	10,006.91	9,723.15
010-402-43200	PURCHASE OF EQUIPMENT	4,000.00	4,000.00	0.00	0.00	4,000.00
010-405-40000	SALARIES	71,893.00	71,893.00	3,573.73	34,853.13	37,039.87
010-405-40100	SOCIAL SECURITY	5,500.00	5,500.00	273.38	2,666.15	2,833.85
010-405-40110	RETIREMENT	5,414.00	5,414.00	258.68	2,406.61	3,007.39
010-405-42100	OFFICE SUPPLIES	1,100.00	1,100.00	0.00	822.83	277.17
010-405-42663	TRAINING & EDUCATION	1,500.00	1,500.00	0.00	0.00	1,500.00
010-405-43620	VEHICLES	1,000.00	1,000.00	0.00	0.00	1,000.00
010-407-40000	SALARIES	242,921.00	242,921.00	17,879.08	169,851.26	73,069.74

Income Statement

For Fiscal: 2024 Budget Period Ending: 09/30/2024

		Original Total Budget	Current Total Budget	MTD Activity	YTD Activity	Budget Remaining
010-407-40100	SOCIAL SECURITY	18,584.00	18,584.00	1,300.44	12,403.64	6,180.36
010-407-40110	RETIREMENT	18,292.00	18,292.00	1,321.96	12,558.62	5,733.38
010-407-42100	OFFICE SUPPLIES	5,500.00	5,500.00	12.79	1,595.52	3,904.48
010-407-42150	UNIFORMS	750.00	750.00	0.00	0.00	750.00
010-407-42650	ASSOCIATION DUES	175.00	175.00	0.00	0.00	175.00
010-407-42659	TRAINING & EDUCATION	12,178.00	12,443.00	205.00	1,357.77	11,085.23
010-407-42908	RESTITUTION MISC. EXPENSE	0.00	0.00	0.00	50.00	-50.00
010-408-42216	TRANSCRIPTS	3,500.00	3,500.00	0.00	0.00	3,500.00
010-408-42347	PSYCHIATRIC & MEDICAL EXPENSE	10,000.00	10,000.00	7,665.00	8,090.00	1,910.00
010-408-42634	COURT APPOINTED ATTORNEYS	150,000.00	150,000.00	12,930.00	67,215.00	82,785.00
010-408-42637	CPS COURT APPOINTED ATTORNEYS	85,000.00	85,525.00	525.00	41,903.19	43,621.81
010-408-42638	CPS COURT REPORTER	6,000.00	6,000.00	0.00	1,450.00	4,550.00
010-408-42685	FOOD/LODGING FOR JURORS	2,250.00	2,250.00	341.12	717.93	1,532.07
010-408-42689	GRAND JURORS	8,000.00	8,000.00	0.00	5,840.00	2,160.00
010-408-42690	GRAND JURY COMMISSION	100.00	100.00	0.00	0.00	100.00
010-408-42700	PETIT JURORS	28,564.00	28,564.00	1,400.00	5,260.00	23,304.00
010-409-40000	SALARIES	3,000.00	3,000.00	250.00	2,463.37	536.63
010-409-40100	SOCIAL SECURITY	230.00	230.00	19.13	172.17	57.83
010-409-40110	RETIREMENT	226.00	226.00	18.83	169.47	56.53
010-409-42100	OFFICE SUPPLIES	200.00	200.00	0.00	0.00	200.00
010-409-42172	JUDICIAL DISTRICT EXPENSES	700.00	700.00	0.00	0.00	700.00
010-409-42354	COURT SUPPLEMENTS & EXPENSE	20,000.00	20,000.00	0.00	31,240.31	-11,240.31
010-409-42500	TELEPHONE	850.00	850.00	0.00	0.00	850.00
010-409-42630	CONTINUING EDUCATION	200.00	200.00	0.00	0.00	200.00
010-409-42636	COURT REPORTER TRAVEL/SUPPLIES	1,500.00	1,500.00	931.32	1,731.32	-231.32
010-410-40000	SALARIES	6,842.00	6,842.00	526.30	4,999.85	1,842.15
010-410-40100	SOCIAL SECURITY	524.00	524.00	40.28	382.66	141.34
010-410-40110	RETIREMENT	516.00	516.00	39.64	376.58	139.42
010-410-42100	OFFICE SUPPLIES	400.00	400.00	0.00	0.00	400.00
010-410-42354	COURT SUPPLEMENTS & EXPENSES	60,200.00	60,200.00	0.00	55,237.66	4,962.34
010-410-42636	COURT REPORTER TRAVEL/SUPPLIES	1,100.00	1,100.00	0.00	300.00	800.00
010-410-42659	TRAINING & EDUCATION	691.00	691.00	0.00	0.00	691.00
010-411-40000	SALARIES	166,188.00	166,188.00	12,475.74	117,584.45	48,603.55
010-411-40100	SOCIAL SECURITY	12,714.00	12,714.00	880.32	8,299.21	4,414.79
010-411-40110	RETIREMENT	12,514.00	12,514.00	925.53	8,728.91	3,785.09
010-411-42100	OFFICE SUPPLIES	2,783.00	2,783.00	0.00	717.75	2,065.25
010-411-42150	UNIFORMS	750.00	750.00	120.00	359.25	390.75
010-411-42500	TELEPHONE	2,000.00	2,000.00	0.00	35.83	1,964.17
010-411-42661	TRAINING & EDUCATION	11,500.00	11,500.00	399.20	5,178.17	6,321.83
010-411-42700	PETIT JURORS	2,000.00	2,000.00	0.00	0.00	2,000.00
010-412-40000	SALARIES	37,594.00	37,594.00	2,895.62	27,183.39	10,410.61
010-412-40100	SOCIAL SECURITY	2,876.00	2,876.00	206.94	1,948.35	927.65
010-412-40110	RETIREMENT	2,831.00	2,831.00	211.08	1,980.79	850.21
010-412-42100	OFFICE SUPPLIES	600.00	600.00	0.00	0.00	600.00
010-412-42110	POSTAGE	100.00	100.00	0.00	0.00	100.00
010-412-42150	UNIFORMS	250.00	250.00	0.00	0.00	250.00
010-412-42500	TELEPHONE	1,600.00	1,600.00	0.00	0.00	1,600.00
010-412-42661	TRAINING & EDUCATION	7,500.00	7,500.00	0.00	802.93	6,697.07
010-413-40000	SALARIES	36,994.00	36,994.00	2,895.62	27,183.39	9,810.61
010-413-40100	SOCIAL SECURITY	2,831.00	2,831.00	221.50	2,079.39	751.61
010-413-40110	RETIREMENT	2,786.00	2,786.00	211.08	1,980.79	805.21
010-413-42100	OFFICE SUPPLIES	900.00	900.00	0.00	0.00	900.00
010-413-42110	POSTAGE	200.00	200.00	0.00	0.00	200.00
010-413-42150	UNIFORMS	250.00	250.00	0.00	0.00	250.00
010-413-42500	TELEPHONE	1,100.00	1,100.00	0.00	0.00	1,100.00
010-413-42661	TRAINING & EDUCATION	7,500.00	7,500.00	300.24	928.24	6,571.76
010-413-42700	PETIT JURORS	200.00	200.00	0.00	0.00	200.00
010-414-40000	SALARIES	41,484.00	41,484.00	3,045.62	28,558.39	12,925.61
010-414-40100	SOCIAL SECURITY	3,174.00	3,174.00	225.34	2,115.86	1,058.14

Income Statement

For Fiscal: 2024 Budget Period Ending: 09/30/2024

		Original Total Budget	Current Total Budget	MTD Activity	YTD Activity	Budget Remaining
010-414-40110	RETIREMENT	3,124.00	3,124.00	214.86	2,016.69	1,107.31
010-414-42100	OFFICE SUPPLIES	1,800.00	1,800.00	0.00	1,384.94	415.06
010-414-42110	POSTAGE	400.00	400.00	0.00	0.00	400.00
010-414-42150	UNIFORMS	250.00	250.00	0.00	127.48	122.52
010-414-42500	TELEPHONE	1,425.00	1,425.00	0.00	222.27	1,202.73
010-414-42510	UTILITIES	1,200.00	1,200.00	0.00	626.94	573.06
010-414-42661	TRAINING & EDUCATION	7,500.00	7,500.00	0.00	0.00	7,500.00
010-415-42623	COMMITMENTS	7,000.00	7,000.00	360.00	3,010.00	3,990.00
010-415-42634	COURT APPOINTED ATTORNEYS	15,000.00	16,500.00	2,675.00	16,825.00	-325.00
010-415-42635	COURT REPORTER	3,000.00	1,500.00	0.00	0.00	1,500.00
010-415-42700	PETIT JURORS	2,000.00	2,000.00	0.00	0.00	2,000.00
010-415-42909	REIMB. COURT COST	500.00	500.00	0.00	0.00	500.00
010-419-40000	SALARIES	340,829.00	340,829.00	22,372.46	207,910.94	132,918.06
010-419-40100	SOCIAL SECURITY	26,074.00	26,074.00	1,680.56	15,717.78	10,356.22
010-419-40110	RETIREMENT	25,665.00	25,665.00	1,666.22	15,218.26	10,446.74
010-419-42100	OFFICE SUPPLIES	6,200.00	6,200.00	188.27	4,057.75	2,142.25
010-419-42150	UNIFORMS	0.00	1,757.63	68.61	2,127.85	-370.22
010-419-42222	WITNESS EXPENSE	5,000.00	5,000.00	0.00	195.75	4,804.25
010-419-42400	GAS, OIL, GREASE	0.00	1,108.23	156.71	579.69	528.54
010-419-42414	RADIO REPAIR	250.00	250.00	0.00	0.00	250.00
010-419-42416	VEHICLE OPERATIONS/MAINTENANCE	0.00	5,000.00	15.00	3,256.00	1,744.00
010-419-42500	TELEPHONE	1,000.00	1,000.00	0.00	0.00	1,000.00
010-419-42639	DNA LAB FEES	12,000.00	12,000.00	0.00	0.00	12,000.00
010-419-42659	TRAINING & EDUCATION	9,110.00	10,256.70	1,981.74	7,261.10	2,995.60
010-419-42900	BONDS	0.00	0.00	0.00	147.00	-147.00
010-419-43219	PURCHASE OF INVESTIGATOR VEHICLE	0.00	30,406.07	0.00	30,406.07	0.00
010-420-40000	SALARIES	302,783.00	302,783.00	22,792.56	205,019.97	97,763.03
010-420-40100	SOCIAL SECURITY	23,163.00	23,163.00	1,665.43	15,124.35	8,038.65
010-420-40110	RETIREMENT	27,800.00	27,800.00	1,685.00	15,154.76	12,645.24
010-420-42100	OFFICE SUPPLIES	6,700.00	6,700.00	146.00	1,970.80	4,729.20
010-420-42150	UNIFORMS	1,500.00	1,500.00	0.00	394.95	1,105.05
010-420-42500	TELEPHONE	4,000.00	4,000.00	117.32	2,900.97	1,099.03
010-420-42650	ASSOCIATION DUES	500.00	500.00	0.00	375.00	125.00
010-420-42659	TRAINING & EDUCATION	12,500.00	12,618.00	2,127.54	8,563.96	4,054.04
010-421-40000	SALARIES	167,495.00	167,495.00	12,646.86	116,601.12	50,893.88
010-421-40100	SOCIAL SECURITY	12,814.00	12,814.00	906.64	8,377.82	4,436.18
010-421-40110	RETIREMENT	12,613.00	12,613.00	945.36	8,719.27	3,893.73
010-421-42100	OFFICE SUPPLIES	2,423.00	2,123.00	0.00	832.77	1,290.23
010-421-42150	UNIFORMS	0.00	300.00	0.00	257.66	42.34
010-421-42189	TRAINING & EDUCATION	10,000.00	11,442.07	474.82	7,302.59	4,139.48
010-421-42190	MEETINGS EXPENSE	200.00	200.00	0.00	146.45	53.55
010-421-42650	ASSOCIATION DUES	200.00	1,200.00	0.00	985.28	214.72
010-422-40000	SALARIES	209,263.00	209,263.00	15,663.32	149,039.54	60,223.46
010-422-40100	SOCIAL SECURITY	16,009.00	16,009.00	1,119.16	10,571.55	5,437.45
010-422-40110	RETIREMENT	15,758.00	15,758.00	1,158.62	11,024.81	4,733.19
010-422-42100	OFFICE SUPPLIES	2,000.00	2,000.00	144.43	1,073.20	926.80
010-422-42150	UNIFORMS	250.00	250.00	0.00	0.00	250.00
010-422-42650	ASSOCIATION DUES	325.00	885.00	0.00	280.00	605.00
010-422-42659	TRAINING & EDUCATION	12,000.00	12,000.00	1,125.00	7,782.20	4,217.80
010-422-42900	BONDS	0.00	0.00	0.00	275.00	-275.00
010-423-40000	SALARIES	126,783.00	126,783.00	9,488.62	94,546.84	32,236.16
010-423-40100	SOCIAL SECURITY	9,699.00	9,699.00	695.96	6,957.89	2,741.11
010-423-40110	RETIREMENT	9,547.00	9,547.00	700.58	6,862.44	2,684.56
010-423-42100	OFFICE SUPPLIES	3,000.00	3,000.00	175.00	2,647.68	352.32
010-423-42150	UNIFORMS	500.00	500.00	0.00	486.79	13.21
010-423-42650	ASSOCIATION DUES	280.00	280.00	0.00	0.00	280.00
010-423-42659	TRAINING & EDUCATION	10,000.00	11,676.15	662.56	10,921.05	755.10
010-424-40000	SALARIES	42,634.00	42,634.00	3,345.62	31,233.39	11,400.61
010-424-40100	SOCIAL SECURITY	3,262.00	3,262.00	255.08	2,381.61	880.39

Income Statement

For Fiscal: 2024 Budget Period Ending: 09/30/2024

	Original Total Budget	Current Total Budget	MTD Activity	YTD Activity	Budget Remaining	
010-424-40110	RETIREMENT	3,211.00	3,211.00	244.98	2,285.89	925.11
010-424-42150	UNIFORMS	250.00	250.00	0.00	0.00	250.00
010-424-42661	TRAINING & EDUCATION	9,156.52	9,935.55	0.00	0.00	9,935.55
010-424-43220	EMERGENCY EQUIPMENT	250.00	250.00	0.00	0.00	250.00
010-424-43232	RADIO & EQUIPMENT	600.00	600.00	0.00	0.00	600.00
010-425-40000	SALARIES	44,674.00	44,674.00	3,345.62	31,233.39	13,440.61
010-425-40100	SOCIAL SECURITY	3,418.00	3,418.00	216.06	2,030.43	1,387.57
010-425-40110	RETIREMENT	3,364.00	3,364.00	244.98	2,285.89	1,078.11
010-425-42150	UNIFORMS	500.00	500.00	0.00	125.00	375.00
010-425-42661	TRAINING & EDUCATION	6,500.00	6,500.00	0.00	2,794.14	3,705.86
010-425-43220	EMERGENCY EQUIPMENT	400.00	400.00	0.00	0.00	400.00
010-425-43232	RADIO & EQUIPMENT	600.00	600.00	0.00	0.00	600.00
010-426-40000	SALARIES	1,019,631.00	1,029,693.25	77,309.81	675,583.56	354,109.69
010-426-40100	SOCIAL SECURITY	78,002.00	78,002.00	5,624.71	48,712.09	29,289.91
010-426-40110	RETIREMENT	76,779.00	76,779.00	5,772.23	50,426.91	26,352.09
010-426-40151	VACATION & SICK PAY RELIEF	13,000.00	13,000.00	0.00	0.00	13,000.00
010-426-42100	OFFICE SUPPLIES	7,000.00	7,000.00	367.02	3,092.05	3,907.95
010-426-42150	UNIFORMS	8,000.00	8,000.00	905.57	6,486.47	1,513.53
010-426-42182	DEPUTIES SUPPLIES	9,500.00	9,500.00	1,463.98	5,645.08	3,854.92
010-426-42217	TRANSPORTS COSTS	5,000.00	5,000.00	25.60	213.38	4,786.62
010-426-42395	PSYCHOLOGICAL EVALUATIONS	5,000.00	5,000.00	0.00	1,400.00	3,600.00
010-426-42396	FINGER PRINTING/BACKGROUND CHECK	2,500.00	2,500.00	0.00	45.95	2,454.05
010-426-42398	EVIDENCE EXPENSE	10,000.00	10,000.00	25.07	2,165.13	7,834.87
010-426-42400	GAS, OIL, GREASE	130,000.00	130,000.00	7,430.97	59,996.78	70,003.22
010-426-42401	TIRES, TUBES	17,500.00	17,500.00	15.00	13,467.65	4,032.35
010-426-42413	REPAIRS TO VEHICLES	22,500.00	22,500.00	523.62	10,439.80	12,060.20
010-426-42415	RADIO MAINTENANCE	2,000.00	2,000.00	0.00	0.00	2,000.00
010-426-42500	TELEPHONE	20,000.00	20,523.00	1,047.45	8,732.97	11,790.03
010-426-42640	EMPLOYEE PHYSICALS	2,000.00	2,000.00	0.00	295.20	1,704.80
010-426-42653	CAMERA & FILM	1,696.00	1,696.00	0.00	97.98	1,598.02
010-426-42656	ANIMAL CONTROL	1,500.00	1,500.00	347.20	399.08	1,100.92
010-426-42659	TRAINING & EDUCATION	15,000.00	17,678.87	236.00	7,032.94	10,645.93
010-427-40000	SALARIES	683,615.50	683,615.50	62,573.72	543,008.18	140,607.32
010-427-40100	SOCIAL SECURITY	52,297.00	52,297.00	4,600.52	39,819.15	12,477.85
010-427-40110	RETIREMENT	51,476.25	51,476.25	4,435.87	38,334.22	13,142.03
010-427-40151	VACATION & SICK PAY RELIEF	5,000.00	5,000.00	0.00	0.00	5,000.00
010-427-42108	JAIL SUPPLIES	25,000.00	25,000.00	1,057.68	21,336.34	3,663.66
010-427-42150	UNIFORMS	1,500.00	1,500.00	191.17	505.43	994.57
010-427-42157	PRISONER MEALS	70,000.00	70,000.00	7,119.18	56,661.44	13,338.56
010-427-42640	EMPLOYEE PHYSICALS	0.00	0.00	0.00	212.20	-212.20
010-427-42653	CAMERA & FILM	500.00	500.00	0.00	23.98	476.02
010-427-42659	TRAINING & EDUCATION	4,500.00	4,500.00	753.52	3,082.51	1,417.49
010-428-40000	SALARIES	42,994.00	42,994.00	3,345.62	31,233.39	11,760.61
010-428-40100	SOCIAL SECURITY	3,290.00	3,290.00	161.42	1,538.67	1,751.33
010-428-40110	RETIREMENT	3,238.00	3,238.00	244.98	2,285.89	952.11
010-428-42150	UNIFORMS	250.00	250.00	0.00	0.00	250.00
010-428-42661	TRAINING & EDUCATION	8,172.52	8,172.52	0.00	0.00	8,172.52
010-428-43220	EMERGENCY EQUIPMENT	400.00	400.00	0.00	0.00	400.00
010-428-43232	RADIO & EQUIPMENT	1,234.00	1,234.00	0.00	0.00	1,234.00
010-429-40000	SALARIES	42,514.00	42,514.00	3,345.62	31,233.39	11,280.61
010-429-40100	SOCIAL SECURITY	3,253.00	3,253.00	251.14	2,302.80	950.20
010-429-40110	RETIREMENT	3,223.00	3,223.00	248.76	2,291.56	931.44
010-429-42150	UNIFORMS	750.00	750.00	0.00	459.89	290.11
010-429-42661	TRAINING & EDUCATION	8,665.52	9,444.55	293.54	3,565.15	5,879.40
010-429-43220	EMERGENCY EQUIPMENT	1,200.00	1,200.00	0.00	0.00	1,200.00
010-429-43232	RADIO & EQUIPMENT	235.00	235.00	0.00	358.46	-123.46
010-430-40000	SALARIES	35,520.00	35,520.00	2,630.78	24,992.41	10,527.59
010-430-40100	SOCIAL SECURITY	2,718.00	2,718.00	201.24	1,911.78	806.22
010-430-40110	RETIREMENT	2,675.00	2,675.00	194.62	1,848.89	826.11

Income Statement

For Fiscal: 2024 Budget Period Ending: 09/30/2024

	Original Total Budget	Current Total Budget	MTD Activity	YTD Activity	Budget Remaining	
010-430-42100	OFFICE SUPPLIES	1,000.00	1,000.00	23.50	341.18	658.82
010-436-42617	AID TO INDIGENTS	10,000.00	10,000.00	0.00	0.00	10,000.00
010-436-42633	COUNTY HEALTH OFFICER	9,000.00	9,000.00	0.00	0.00	9,000.00
010-439-40000	SALARIES	92,348.00	92,348.00	6,819.86	65,608.67	26,739.33
010-439-40100	SOCIAL SECURITY	7,065.00	7,065.00	518.97	4,994.26	2,070.74
010-439-40110	RETIREMENT	6,954.00	6,954.00	278.95	2,734.40	4,219.60
010-439-42100	OFFICE SUPPLIES	1,000.00	1,000.00	50.00	570.82	429.18
010-439-42181	DEMONSTRATION SUPPLIES	1,000.00	1,000.00	44.80	627.75	372.25
010-439-42224	OUT-OF-COUNTY TRAVEL, FARM	6,500.00	6,500.00	266.45	4,515.66	1,984.34
010-439-42225	OUT-OF-COUNTY TRAVEL, HOME	5,500.00	5,500.00	180.00	3,012.27	2,487.73
010-440-42101	SUPPLIES	100,000.00	100,000.00	7,165.58	65,882.72	34,117.28
010-440-42350	SERVICE CONTRACTS	110,000.00	110,277.14	9,685.93	117,998.80	-7,721.66
010-440-42353	SUPPORT SERVICES	295,000.00	295,000.00	1,826.46	58,938.51	236,061.49
010-440-42423	EQUIPMENT REPAIRS	10,000.00	10,000.00	0.00	1,750.00	8,250.00
010-440-42600	PROFESSIONAL SERVICES	92,000.00	92,000.00	10,377.00	66,070.63	25,929.37
010-440-42677	EQUIPMENT LEASE	35,000.00	35,465.96	2,264.77	34,648.30	817.66
010-442-40000	SALARIES	245,165.00	267,165.00	21,844.46	195,413.24	71,751.76
010-442-40100	SOCIAL SECURITY	18,756.00	20,439.00	1,637.21	14,724.24	5,714.76
010-442-40110	RETIREMENT	18,461.00	20,091.00	1,482.15	13,609.78	6,481.22
010-442-42106	JANITORS SUPPLIES	20,000.00	22,000.00	1,555.00	16,958.52	5,041.48
010-442-42150	UNIFORMS	4,000.00	4,000.00	0.00	0.00	4,000.00
010-442-42394	BUILDING INSURANCE	40,000.00	118,534.00	0.00	118,534.00	0.00
010-442-42397	GROUNDS MAINTENANCE	5,000.00	5,000.00	234.98	1,945.45	3,054.55
010-442-42400	GAS, OIL, GREASE	10,000.00	10,000.00	540.24	3,129.32	6,870.68
010-442-42411	REPAIRS & MAINTENANCE AT JUSTICE CEN	30,000.00	30,000.00	964.75	5,695.51	24,304.49
010-442-42412	REPAIRS & MAINTENANCE TO COURTHOUS	100,000.00	34,243.00	6,228.11	15,566.09	18,676.91
010-442-42413	REPAIRS TO VEHICLES	12,500.00	4,500.00	420.09	2,894.42	1,605.58
010-442-42417	REPAIRS & MAINTENANCE - TAX OFFICE	10,000.00	10,000.00	248.98	689.12	9,310.88
010-442-42418	REPAIRS & MAINTENANCE - COUNTY CLER	10,000.00	10,000.00	293.70	6,543.31	3,456.69
010-442-42419	REPAIRS & MAINTENANCE - TYLER CO. CO	10,000.00	10,000.00	2,645.76	7,423.55	2,576.45
010-442-42422	ELEVATOR REPAIRS	3,000.00	3,000.00	0.00	0.00	3,000.00
010-442-42511	UTILITIES-JUSTICE CENTER	65,000.00	65,000.00	4,709.00	35,487.44	29,512.56
010-442-42515	UTILITIES-COURTHOUSE	35,000.00	35,000.00	2,824.72	18,660.12	16,339.88
010-442-42516	UTILITIES-COUNTY	13,200.00	13,200.00	1,069.29	7,048.16	6,151.84
010-442-42517	UTILITIES-TAX OFFICE	10,500.00	10,500.00	678.88	5,608.09	4,891.91
010-442-42518	UTILITIES - TYLER CO. COMPLEX	16,000.00	16,000.00	1,497.95	10,885.79	5,114.21
010-442-42520	EQUIPMENT REPAIRS	15,000.00	15,000.00	57.40	156.28	14,843.72
010-442-42521	MAINTENANCE SUPPLIES	10,000.00	10,000.00	738.64	2,624.25	7,375.75
010-442-43200	PURCHASE OF EQUIPMENT	25,000.00	9,000.00	0.00	4,397.49	4,602.51
010-453-43210	OFFICE EQUIPMENT	52,035.00	52,035.00	0.00	23,221.97	28,813.03
010-453-43401	HEATING & COOLING EQUIPMENT	6,500.00	6,500.00	0.00	19,346.00	-12,846.00
010-453-43600	SHERIFF'S CARS	100,806.00	100,806.00	4,610.86	59,418.24	41,387.76
010-453-49138	CAPITAL LEASE PAYMENTS	26,710.00	26,710.00	0.00	0.00	26,710.00
010-453-49139	INTEREST ON CAPITAL LEASE PAYMENTS	1,986.00	1,986.00	0.00	0.00	1,986.00
010-467-40100	SOCIAL SECURITY	0.00	0.00	1,148.23	10,449.00	-10,449.00
010-467-40110	RETIREMENT	0.00	0.00	1,184.03	10,754.70	-10,754.70
010-467-42000	SALARIES	246,629.63	246,629.63	15,891.44	144,628.66	102,000.97
010-467-42170	EQUIPMENT	65,931.99	65,931.99	0.00	50,176.00	15,755.99
010-468-40000	SALARIES	0.00	0.00	10,976.22	85,786.00	-85,786.00
468-40100	SOCIAL SECURITY	0.00	0.00	798.20	6,334.28	-6,334.28
468-40110	RETIREMENT	0.00	0.00	820.60	6,423.93	-6,423.93
010-468-42000	SALARIES	142,599.00	142,599.00	0.00	0.00	142,599.00
010-468-42120	HOSPITALIZATION	10,737.00	10,737.00	0.00	0.00	10,737.00
010-496-49029	TRANSFER TO BENEVOLENCE	1,000.00	1,000.00	0.00	1,000.00	0.00
010-496-49101	TRANSFER - CH RESTORATION	75,000.00	75,000.00	0.00	75,000.00	0.00
010-496-49102	TRANSFER TO LEGISLATIVE SERVICE	10,500.00	10,500.00	0.00	10,500.00	0.00
010-496-49113	TRANSFER TO R & B, PCT. 1	64,700.00	64,700.00	0.00	64,700.00	0.00
010-496-49114	TRANSFER TO R & B, PCT. 2	64,700.00	64,700.00	0.00	64,700.00	0.00
010-496-49115	TRANSFER TO R & B, PCT. 3	64,700.00	64,700.00	0.00	64,700.00	0.00

Income Statement

For Fiscal: 2024 Budget Period Ending: 09/30/2024

		Original Total Budget	Current Total Budget	MTD Activity	YTD Activity	Budget Remaining
010-496-49116	TRANSFERS TO R & B, PCT. 4	64,700.00	64,700.00	0.00	64,700.00	0.00
010-496-49117	TRANS. TO JUV. PROB. (MATCH)	150,000.00	150,000.00	0.00	150,000.00	0.00
010-496-49121	TRANSFER TO AIRPORT	91,106.00	91,106.00	0.00	91,106.00	0.00
010-496-49123	TRANSFER TO ECONOMIC DEVELOPM	10,500.00	10,500.00	0.00	10,500.00	0.00
010-496-49124	TRANSFER TO EMERGENCY OPERATI	150,808.00	150,808.00	0.00	150,808.00	0.00
010-496-49125	TRANSFER TO NUTRITION CENTER	81,493.00	81,493.00	0.00	81,493.00	0.00
010-496-49130	TRANSFER TO RODEO ARENA	25,200.00	25,200.00	0.00	25,200.00	0.00
010-496-49131	TRANSFER TO COURTHOUSE SECURITY	113,106.00	113,106.00	0.00	113,106.00	0.00
010-496-49133	TRANSFER TO LIBRARY FUND	25,000.00	25,000.00	0.00	25,000.00	0.00
010-496-49140	TRANSFER TO DISTRICT CLERK RMP	150,000.00	150,000.00	0.00	150,000.00	0.00
Expense Total:		11,966,513.93	11,999,914.60	847,242.82	8,277,729.55	3,722,185.05
Fund: 010 - GENERAL FUND Total:		11,966,513.93	11,999,914.60	847,242.82	8,277,729.55	

Fund: 020 - GENERAL ROAD & BRIDGE

Expense						
020-000-49126	TRANS/R&B I====21.3017 %	813,601.26	813,601.26	4,943.18	851,033.51	-37,432.25
020-000-49127	TRANS/R&B II===.23.3254 %	890,894.75	890,894.75	5,412.78	931,882.60	-40,987.85
020-000-49128	TRANS/R&B III==.29.0243 %	1,108,559.38	1,108,559.38	6,735.24	1,159,561.47	-51,002.09
020-000-49129	TRANS/R&B IV=== 26.3485 %	1,006,359.47	1,006,359.47	6,114.31	1,052,659.61	-46,300.14
Expense Total:		3,819,414.86	3,819,414.86	23,205.51	3,995,137.19	-175,722.33
Fund: 020 - GENERAL ROAD & BRIDGE Total:		3,819,414.86	3,819,414.86	23,205.51	3,995,137.19	

Fund: 021 - ROAD & BRIDGE I

Expense						
021-000-40000	SALARIES	373,849.88	373,849.88	27,934.82	254,573.44	119,276.44
021-000-40100	SOCIAL SECURITY	28,600.00	28,600.00	2,003.52	18,271.70	10,328.30
021-000-40110	RETIREMENT	28,151.00	28,151.00	2,075.72	18,905.55	9,245.45
021-000-40120	HOSPITALIZATION	74,637.00	74,637.00	6,706.77	58,060.97	16,576.03
021-000-40130	WORKERS' COMPENSATION	6,500.00	6,500.00	1,531.50	4,594.50	1,905.50
021-000-40140	UNEMPLOYMENT INSURANCE	1,072.00	1,072.00	45.59	411.67	660.33
021-000-42100	OFFICE SUPPLIES	1,500.00	1,500.00	0.00	359.29	1,140.71
021-000-42150	UNIFORMS	1,500.00	1,500.00	0.00	617.63	882.37
021-000-42160	ROAD MATERIAL	90,000.00	148,814.10	46,206.97	107,728.83	41,085.27
021-000-42161	CULVERTS	10,000.00	10,000.00	0.00	4,604.97	5,395.03
021-000-42391	LIABILITY INS. ON VEHICLES	4,600.00	4,600.00	0.00	0.00	4,600.00
021-000-42400	GAS, OIL, GREASE	50,000.00	50,000.00	3,754.17	38,205.41	11,794.59
021-000-42401	TIRES, TUBES	22,500.00	22,500.00	857.40	7,974.50	14,525.50
021-000-42420	BRIDGE REPAIR	1,500.00	1,500.00	0.00	0.00	1,500.00
021-000-42425	MACHINERY MAINTENANCE	50,000.00	67,500.00	2,334.75	56,081.95	11,418.05
021-000-42428	EQUIPMENT HAULING & TOWING	2,500.00	3,040.00	0.00	1,540.00	1,500.00
021-000-42429	TOOL & EQUIPMENT RENTAL	2,500.00	0.00	0.00	0.00	0.00
021-000-42500	TELEPHONE	2,500.00	0.00	0.00	0.00	0.00
021-000-42510	UTILITIES	5,000.00	5,000.00	56.28	1,025.90	3,974.10
021-000-42523	SIGNS FOR ROADS	3,000.00	5,143.55	0.00	1,015.50	4,128.05
021-000-42640	EMPLOYEE PHYSICALS	500.00	500.00	0.00	166.00	334.00
021-000-42646	CONTRACT LABOR	2,500.00	5,500.00	0.00	4,460.00	1,040.00
021-000-42650	ASSOCIATION DUES	200.00	200.00	0.00	0.00	200.00
021-000-42659	TRAINING & EDUCATION	5,174.90	6,151.60	0.00	4,626.31	1,525.29
021-000-42900	BONDS	240.00	240.00	0.00	0.00	240.00
021-000-42998	MISCELLANEOUS SUPPLIES	8,000.00	8,000.00	0.00	1,884.52	6,115.48
021-000-43200	PURCHASE OF EQUIPMENT	50,000.00	138,130.00	248.39	49,812.84	88,317.16
021-000-44100	PRINCIPLE ON LEASE PURCHASE	40,281.75	227,458.76	0.00	227,458.76	0.00
021-000-44200	INTEREST ON LEASE PURCHASE	10,850.00	8,706.45	0.00	8,706.45	0.00
Expense Total:		877,656.53	1,228,794.34	93,755.88	871,086.69	357,707.65
Fund: 021 - ROAD & BRIDGE I Total:		877,656.53	1,228,794.34	93,755.88	871,086.69	

Fund: 022 - ROAD & BRIDGE II

Expense						
022-000-40000	SALARIES	298,104.00	298,104.00	19,313.97	204,967.93	93,136.07
022-000-40100	SOCIAL SECURITY	22,805.00	22,805.00	1,453.47	15,310.28	7,494.72

Income Statement

For Fiscal: 2024 Budget Period Ending: 09/30/2024

		Original Total Budget	Current Total Budget	MTD Activity	YTD Activity	Budget Remaining
022-000-40110	RETIREMENT	22,448.00	22,448.00	1,433.50	13,773.15	8,674.85
022-000-40120	HOSPITALIZATION	53,312.00	53,312.00	3,914.55	35,214.63	18,097.37
022-000-40130	WORKERS' COMPENSATION	6,500.00	6,500.00	1,531.50	4,594.50	1,905.50
022-000-40140	UNEMPLOYMENT INSURANCE	917.00	917.00	28.44	313.15	603.85
022-000-42100	OFFICE SUPPLIES	1,500.00	1,500.00	0.00	174.31	1,325.69
022-000-42150	UNIFORMS	2,500.00	2,500.00	0.00	760.81	1,739.19
022-000-42160	ROAD MATERIAL	149,300.00	405,921.65	13,697.44	117,658.43	288,263.22
022-000-42161	CULVERTS	17,035.00	17,035.00	0.00	12,857.31	4,177.69
022-000-42392	LIABILITY INSURANCE	6,000.00	6,000.00	0.00	0.00	6,000.00
022-000-42400	GAS, OIL, GREASE	68,203.00	68,203.00	6,318.88	52,166.69	16,036.31
022-000-42401	TIRES, TUBES	17,000.00	17,000.00	559.90	5,475.74	11,524.26
022-000-42420	BRIDGE REPAIR	10,000.00	10,000.00	0.00	433.96	9,566.04
022-000-42425	MACHINERY MAINTENANCE	40,166.00	40,166.00	1,303.95	20,265.32	19,900.68
022-000-42426	VEGETATION CONTROL	2,000.00	2,000.00	0.00	162.85	1,837.15
022-000-42428	EQUIPMENT HAULING/RENTAL/TOWING	5,000.00	5,000.00	0.00	0.00	5,000.00
022-000-42429	TOOL & EQUIPMENT RENTAL	25,000.00	25,000.00	0.00	66.66	24,933.34
022-000-42500	TELEPHONE	5,000.00	5,000.00	208.58	1,757.83	3,242.17
022-000-42510	UTILITIES	2,500.00	2,500.00	262.68	2,329.59	170.41
022-000-42523	SIGNS FOR ROADS	3,000.00	3,000.00	0.00	839.84	2,160.16
022-000-42640	EMPLOYEE PHYSICALS	500.00	500.00	0.00	212.20	287.80
022-000-42659	TRAINING & EDUCATION	6,000.00	6,530.00	1,157.92	5,051.13	1,478.87
022-000-42998	MISCELLANEOUS SUPPLIES	25,460.00	25,460.00	240.79	2,959.16	22,500.84
022-000-43200	PURCHASE OF EQUIPMENT	112,823.30	112,823.30	429.95	42,184.90	70,638.40
022-000-44100	PRINCIPLE ON LEASE PURCHASES	101,461.00	101,461.00	0.00	63,808.77	37,652.23
022-000-44200	INTEREST ON LEASE PURCHASES	21,904.00	21,904.00	0.00	22,829.39	-925.39
022-000-49113	TRANSFER TO R & B, PCT. 1	18,829.00	18,829.00	1,592.72	11,149.04	7,679.96
	Expense Total:	1,045,267.30	1,302,418.95	53,448.24	637,317.57	665,101.38
	Fund: 022 - ROAD & BRIDGE II Total:	1,045,267.30	1,302,418.95	53,448.24	637,317.57	
Fund: 023 - ROAD & BRIDGE III						
Expense						
023-000-40000	SALARIES	487,319.00	487,319.00	34,335.44	334,873.17	152,445.83
023-000-40100	SOCIAL SECURITY	37,280.00	37,280.00	2,602.15	25,375.92	11,904.08
023-000-40110	RETIREMENT	36,696.00	36,696.00	2,561.17	24,924.90	11,771.10
023-000-40120	HOSPITALIZATION	93,985.00	93,985.00	9,358.73	79,627.18	14,357.82
023-000-40130	WORKERS' COMPENSATION	7,000.00	7,000.00	1,531.50	4,594.50	2,405.50
023-000-40140	UNEMPLOYMENT INSURANCE	1,532.00	1,532.00	58.45	572.76	959.24
023-000-42100	OFFICE SUPPLIES	1,500.00	1,500.00	0.00	267.64	1,232.36
023-000-42150	UNIFORMS	3,000.00	3,000.00	0.00	119.80	2,880.20
023-000-42160	ROAD MATERIAL	166,007.00	274,328.65	2,702.37	203,266.55	71,062.10
023-000-42161	CULVERTS	24,500.00	24,500.00	0.00	22,579.61	1,920.39
023-000-42392	LIABILITY INSURANCE	6,000.00	3,300.00	0.00	0.00	3,300.00
023-000-42400	GAS, OIL, GREASE	90,000.00	90,000.00	7,036.77	66,534.61	23,465.39
023-000-42401	TIRES, TUBES	22,500.00	22,500.00	2,994.85	12,144.68	10,355.32
023-000-42420	BRIDGE REPAIR	20,000.00	0.00	0.00	0.00	0.00
023-000-42425	MACHINERY MAINTENANCE	44,000.00	44,243.74	3,515.57	38,281.52	5,962.22
023-000-42428	EQUIPMENT HAULING & TOWING	5,000.00	5,000.00	0.00	400.00	4,600.00
023-000-42429	TOOL & EQUIPMENT RENTAL	15,000.00	22,913.15	0.00	29,586.41	-6,673.26
023-000-42500	TELEPHONE	6,000.00	6,000.00	218.37	2,338.21	3,661.79
023-000-42510	UTILITIES	3,000.00	3,000.00	224.68	2,114.67	885.33
023-000-42523	SIGNS FOR ROADS	3,000.00	3,000.00	0.00	1,683.32	1,316.68
023-000-42640	EMPLOYEE PHYSICALS	1,000.00	1,000.00	0.00	378.20	621.80
023-000-42659	TRAINING & EDUCATION	6,000.00	6,265.00	0.00	2,797.28	3,467.72
023-000-42900	BONDS	200.00	200.00	0.00	0.00	200.00
023-000-42998	MISCELLANEOUS SUPPLIES	10,000.00	10,000.00	502.33	7,100.32	2,899.68
023-000-43200	PURCHASE OF EQUIPMENT	38,000.00	0.00	4,534.25	4,534.25	-4,534.25
023-000-43902	PURCHASE OF PROPERTY/BUILDINGS	42,000.00	0.00	0.00	0.00	0.00
023-000-44100	PRINCIPLE LEASE PAYMENT	86,458.00	154,318.00	0.00	154,323.93	-5.93

Income Statement

For Fiscal: 2024 Budget Period Ending: 09/30/2024

		Original Total Budget	Current Total Budget	MTD Activity	YTD Activity	Budget Remaining
023-000-44200	INTEREST ON LEASE PAYMENT	16,113.00	16,113.00	0.00	13,718.83	2,394.17
	Expense Total:	1,273,090.00	1,354,993.54	72,176.63	1,032,138.26	322,855.28
	Fund: 023 - ROAD & BRIDGE III Total:	1,273,090.00	1,354,993.54	72,176.63	1,032,138.26	

Fund: 024 - ROAD & BRIDGE IV

Expense						
024-000-40021	SALARIES & PART-TIME HELP	442,157.00	447,751.17	31,045.66	298,824.90	148,926.27
024-000-40100	SOCIAL SECURITY	33,826.00	33,826.00	2,302.36	22,206.64	11,619.36
024-000-40110	RETIREMENT	33,295.00	33,295.00	2,306.50	22,204.65	11,090.35
024-000-40120	HOSPITALIZATION	105,902.00	105,902.00	7,668.23	68,965.18	36,936.82
024-000-40130	WORKERS' COMPENSATION	5,970.00	5,970.00	1,531.50	4,594.50	1,375.50
024-000-40140	UNEMPLOYMENT INSURANCE	1,087.00	1,087.00	51.91	500.99	586.01
024-000-42100	OFFICE SUPPLIES	1,500.00	1,500.00	0.00	0.00	1,500.00
024-000-42150	UNIFORMS	3,000.00	3,000.00	0.00	3,118.63	-118.63
024-000-42160	ROAD MATERIAL	192,500.00	242,500.00	10,539.80	218,587.24	23,912.76
024-000-42161	CULVERTS	26,548.00	33,312.00	0.00	35,915.46	-2,603.46
024-000-42392	LIABILITY INSURANCE	7,500.00	7,500.00	0.00	0.00	7,500.00
024-000-42400	GAS, OIL, GREASE	90,000.00	90,000.00	6,984.75	65,364.39	24,635.61
024-000-42401	TIRES, TUBES	20,000.00	20,000.00	2,430.93	10,706.96	9,293.04
024-000-42420	BRIDGE REPAIR	5,000.00	5,000.00	0.00	0.00	5,000.00
024-000-42425	MACHINERY MAINTENANCE	77,000.00	77,050.75	10,941.20	59,523.27	17,527.48
024-000-42428	EQUIPMENT HAULING & TOWING	5,000.00	5,000.00	0.00	0.00	5,000.00
024-000-42429	TOOL & EQUIPMENT RENTAL	15,000.00	8,236.00	0.00	0.00	8,236.00
024-000-42500	TELEPHONE	6,000.00	6,000.00	0.00	0.00	6,000.00
024-000-42510	UTILITIES	7,000.00	7,000.00	617.68	6,442.71	557.29
024-000-42523	SIGNS FOR ROADS	3,000.00	3,000.00	0.00	1,202.24	1,797.76
024-000-42640	EMPLOYEE PHYSICALS	500.00	500.00	0.00	0.00	500.00
024-000-42659	TRAINING & EDUCATION	5,000.00	5,000.00	0.00	2,797.28	2,202.72
024-000-42900	BONDS	200.00	200.00	0.00	0.00	200.00
024-000-42998	MISCELLANEOUS SUPPLIES	7,500.00	7,500.00	665.58	4,181.38	3,318.62
024-000-43200	PURCHASE OF EQUIPMENT	50,000.00	50,000.00	0.00	54,686.90	-4,686.90
024-000-44100	PRINCIPLE ON LEASE PAYMENT	43,102.00	43,102.00	0.00	85,593.15	-42,491.15
024-000-44200	INTEREST ON LEASE PAYMENTS	10,899.00	10,899.00	0.00	22,625.51	-11,726.51
024-000-49113	TRANSFERS TO R & B, PCT. 1	0.00	0.00	0.00	3,185.44	-3,185.44
024-000-49115	TRANSFER TO R & B, PCT. 3	17,850.00	17,850.00	1,609.54	14,485.86	3,364.14
	Expense Total:	1,216,336.00	1,271,980.92	78,695.64	1,005,713.28	266,267.64
	Fund: 024 - ROAD & BRIDGE IV Total:	1,216,336.00	1,271,980.92	78,695.64	1,005,713.28	

Fund: 025 - TYLER CO AIRPORT

Expense						
025-000-40000	SALARIES	27,000.00	27,000.00	1,650.00	13,987.50	13,012.50
025-000-40100	SOCIAL SECURITY	2,066.00	2,066.00	126.23	1,070.06	995.94
025-000-40110	RETIREMENT	2,034.00	2,034.00	124.25	1,053.26	980.74
025-000-40130	WORKERS' COMPENSATION	100.00	100.00	0.00	0.00	100.00
025-000-40140	UNEMPLOYMENT INSURANCE	100.00	100.00	3.30	27.98	72.02
025-000-42390	INSURANCE	3,056.00	3,056.00	0.00	0.00	3,056.00
025-000-42400	GAS, OIL, GREASE	5,000.00	5,000.00	240.43	2,361.61	2,638.39
025-000-42410	REPAIRS & MAINTENANCE	40,000.00	40,000.00	37,345.61	136,176.71	-96,176.71
025-000-42510	UTILITIES	13,500.00	13,500.00	407.28	2,668.26	10,831.74
025-000-43200	PURCHASE OF EQUIPMENT	0.00	0.00	0.00	1,200.00	-1,200.00
	Expense Total:	92,856.00	92,856.00	39,897.10	158,545.38	-65,689.38
	Fund: 025 - TYLER CO AIRPORT Total:	92,856.00	92,856.00	39,897.10	158,545.38	

Fund: 026 - TYLER CO. RODEO ARENA/FAIRGRND

Expense						
026-000-40000	SALARIES	16,000.00	16,000.00	0.00	0.00	16,000.00
026-000-40100	SOCIAL SECURITY	1,224.00	1,224.00	0.00	0.00	1,224.00
026-000-40110	RETIREMENT	1,152.00	1,152.00	0.00	0.00	1,152.00
026-000-40140	UNEMPLOYMENT INSURANCE	100.00	100.00	0.00	0.00	100.00
026-000-42400	GAS, OIL, GREASE	7,500.00	7,500.00	0.00	19.24	7,480.76

Income Statement

For Fiscal: 2024 Budget Period Ending: 09/30/2024

		Original Total Budget	Current Total Budget	MTD Activity	YTD Activity	Budget Remaining
026-000-42410	REPAIRS & MAINTENANCE	17,330.00	22,855.00	192.45	13,332.81	9,522.19
026-000-42510	UTILITIES	5,200.00	5,200.00	290.42	2,342.61	2,857.39
	Expense Total:	48,506.00	54,031.00	482.87	15,694.66	38,336.34
	Fund: 026 - TYLER CO. RODEO ARENA/FAIRGRND Total:	48,506.00	54,031.00	482.87	15,694.66	
Fund: 028 - ECONOMIC DEVELOPMENT						
Expense						
028-000-42188	ECONOMIC DEVELOPMENT PROJECTS	5,000.00	5,000.00	0.00	5,200.00	-200.00
028-000-42214	TEXAS FOREST PARTNERSHIP	1,500.00	1,500.00	0.00	750.00	750.00
028-000-42499	MISCELLANEOUS EXPENSE	4,100.00	4,100.00	0.00	0.00	4,100.00
	Expense Total:	10,600.00	10,600.00	0.00	5,950.00	4,650.00
	Fund: 028 - ECONOMIC DEVELOPMENT Total:	10,600.00	10,600.00	0.00	5,950.00	
Fund: 029 - BENEVOLENCE FUND						
Expense						
029-000-42499	MISCELLANEOUS EXPENSE	500.00	500.00	0.00	0.00	500.00
029-000-42684	FLORALS	500.00	500.00	175.00	424.95	75.05
	Expense Total:	1,000.00	1,000.00	175.00	424.95	575.05
	Fund: 029 - BENEVOLENCE FUND Total:	1,000.00	1,000.00	175.00	424.95	
Fund: 030 - DIST CL'K STATE APPROP						
Expense						
030-000-43200	PURCHASE OF EQUIPMENT	2,592.00	2,592.00	0.00	0.00	2,592.00
030-000-48000	MISCELLANEOUS EXPENSE	46,000.00	46,000.00	0.00	0.00	46,000.00
	Expense Total:	48,592.00	48,592.00	0.00	0.00	48,592.00
	Fund: 030 - DIST CL'K STATE APPROP Total:	48,592.00	48,592.00	0.00	0.00	
Fund: 031 - COUNTY CLERK RMP						
Expense						
031-000-40000	SALARIES	47,468.00	47,468.00	0.00	0.00	47,468.00
031-000-40100	SOCIAL SECURITY	3,646.00	3,646.00	0.00	0.00	3,646.00
031-000-40110	RETIREMENT	3,588.00	3,588.00	0.00	0.00	3,588.00
031-000-40120	HOSPITALIZATION	8,600.00	8,600.00	0.00	0.00	8,600.00
031-000-40130	WORKERS' COMPENSATION	100.00	100.00	0.00	0.00	100.00
031-000-40140	UNEMPLOYMENT INSURANCE	100.00	100.00	0.00	0.00	100.00
031-000-42191	MISC. EXPENSE-RMP	105,000.00	105,000.00	0.00	0.00	105,000.00
031-000-42694	PRESERVATION-ARCHIVE	177,478.00	177,478.00	0.00	134,608.17	42,869.83
031-000-42695	PRESERVATION-RMP	56,437.00	56,437.00	0.00	0.00	56,437.00
031-000-42903	MISC. EXPENSE-ARCHIVE	5,000.00	5,000.00	0.00	0.00	5,000.00
031-000-43200	PURCHASE OF EQUIPMENT	55,000.00	55,000.00	0.00	0.00	55,000.00
	Expense Total:	462,417.00	462,417.00	0.00	134,608.17	327,808.83
	Fund: 031 - COUNTY CLERK RMP Total:	462,417.00	462,417.00	0.00	134,608.17	
Fund: 032 - C D A FORFEITURE						
Expense						
032-000-42101	SUPPLIES	1,520.00	1,520.00	0.00	0.00	1,520.00
032-000-42661	TRAINING & EDUCATION	1,000.00	1,000.00	0.00	0.00	1,000.00
032-000-42679	FACILITY COSTS	500.00	500.00	0.00	0.00	500.00
032-000-48000	MISCELLANEOUS EXPENSE	10,000.00	10,000.00	0.00	0.00	10,000.00
032-000-48006	EQUIPMENT	2,000.00	2,000.00	0.00	0.00	2,000.00
	Expense Total:	15,020.00	15,020.00	0.00	0.00	15,020.00
	Fund: 032 - C D A FORFEITURE Total:	15,020.00	15,020.00	0.00	0.00	
Fund: 033 - SHERIFF FORFEITURE						
Expense						
033-000-48000	UNIFORMS/MISC. EXPENSE	250.00	250.00	0.00	0.00	250.00
033-000-48003	BUY MONEY	1,000.00	1,000.00	0.00	0.00	1,000.00
033-000-48005	WEAPONS & AMMO	4,000.00	4,000.00	0.00	0.00	4,000.00
033-000-48006	EQUIPMENT	650.00	650.00	0.00	0.00	650.00
	Expense Total:	5,900.00	5,900.00	0.00	0.00	5,900.00
	Fund: 033 - SHERIFF FORFEITURE Total:	5,900.00	5,900.00	0.00	0.00	

Income Statement

For Fiscal: 2024 Budget Period Ending: 09/30/2024

		Original Total Budget	Current Total Budget	MTD Activity	YTD Activity	Budget Remaining
Fund: 034 - DISTRICT CLERK RMP						
Expense						
034-000-48000	MISCELLANEOUS EXPENSE	1,250.00	1,250.00	0.00	0.00	1,250.00
034-000-48001	MISCELLANEOUS EXPENSE-ARCHIVE	1,250.00	1,250.00	0.00	0.00	1,250.00
034-000-48009	RECORD PRESERVATION-ARCHIVE	1,250.00	1,250.00	0.00	0.00	1,250.00
034-000-48010	RECORDS PRESERVATION	1,250.00	1,250.00	0.00	231,278.61	-230,028.61
	Expense Total:	5,000.00	5,000.00	0.00	231,278.61	-226,278.61
	Fund: 034 - DISTRICT CLERK RMP Total:	5,000.00	5,000.00	0.00	231,278.61	
Fund: 035 - AMERICAN RESCUE PLAN ACT FUNDING						
Expense						
035-000-42138	CONTRACT MEDICAL EXPENSE/HOSPITAL	106,641.06	106,641.06	0.00	0.00	106,641.06
035-000-42170	BROADBAND PROJECTS	1,476,991.94	1,476,991.94	0.00	0.00	1,476,991.94
035-000-42173	WATER/SEWER PROJECTS	500,000.00	500,000.00	0.00	0.00	500,000.00
035-000-42514	UTILITIES AND EQUIPMENT	0.00	0.00	214,675.00	214,675.00	-214,675.00
035-000-42621	ENGINEERING SERVICES	0.00	0.00	0.00	147,300.00	-147,300.00
035-000-42998	COVID-19 MISC. EXPENSE	21,133.00	21,133.00	0.00	0.00	21,133.00
	Expense Total:	2,104,766.00	2,104,766.00	214,675.00	361,975.00	1,742,791.00
	Fund: 035 - AMERICAN RESCUE PLAN ACT FUNDING Total:	2,104,766.00	2,104,766.00	214,675.00	361,975.00	
Fund: 036 - LIBRARY FUND						
Expense						
036-000-48007	LIBRARY BOOKS & SUPPLIES	32,600.00	32,600.00	1,877.00	17,430.00	15,170.00
	Expense Total:	32,600.00	32,600.00	1,877.00	17,430.00	15,170.00
	Fund: 036 - LIBRARY FUND Total:	32,600.00	32,600.00	1,877.00	17,430.00	
Fund: 039 - TXCDBG SMALL BUSINESS LOAN PRJ						
Expense						
039-000-44300	LOAN REPAYMENT	0.00	0.00	557.50	5,124.00	-5,124.00
	Expense Total:	0.00	0.00	557.50	5,124.00	-5,124.00
	Fund: 039 - TXCDBG SMALL BUSINESS LOAN PRJ Total:	0.00	0.00	557.50	5,124.00	
Fund: 041 - PEACE OFFICER SERVICE FEES						
Expense						
041-000-42659	TRAVEL & EDUCATION	0.00	0.00	0.00	1,159.25	-1,159.25
	Expense Total:	0.00	0.00	0.00	1,159.25	-1,159.25
	Fund: 041 - PEACE OFFICER SERVICE FEES Total:	0.00	0.00	0.00	1,159.25	
Fund: 043 - JAIL INTEREST & SINKING						
Expense						
043-000-42410	REPAIRS & MAINTENANCE	100,000.00	100,225.00	47,145.00	69,224.21	31,000.79
043-000-43151	BUILDING PROJECTS	2,500.00	2,500.00	0.00	0.00	2,500.00
	Expense Total:	102,500.00	102,725.00	47,145.00	69,224.21	33,500.79
	Fund: 043 - JAIL INTEREST & SINKING Total:	102,500.00	102,725.00	47,145.00	69,224.21	
Fund: 044 - COURTHOUSE SECURITY						
Expense						
044-000-40000	COURTHOUSE SECURITY OFFICER	106,554.00	106,554.00	6,151.83	88,171.69	18,382.31
044-000-40100	SOCIAL SECURITY	8,152.00	8,152.00	470.62	6,674.44	1,477.56
044-000-40110	RETIREMENT	8,024.00	8,024.00	452.80	6,504.08	1,519.92
044-000-40120	HOSPITALIZATION	9,697.00	9,697.00	0.00	384.55	9,312.45
044-000-40140	UNEMPLOYMENT INSURANCE	170.00	170.00	6.47	132.61	37.39
044-000-42499	MISCELLANEOUS EXPENSE	2,000.00	2,000.00	0.00	496.67	1,503.33
044-000-43200	PURCHASE OF EQUIPMENT	18,000.00	18,000.00	0.00	0.00	18,000.00
	Expense Total:	152,597.00	152,597.00	7,081.72	102,364.04	50,232.96
	Fund: 044 - COURTHOUSE SECURITY Total:	152,597.00	152,597.00	7,081.72	102,364.04	
Fund: 045 - COUNTY-RMP						
Expense						
045-000-40000	SALARIES	7,500.00	7,500.00	0.00	0.00	7,500.00
045-000-40100	SOCIAL SECURITY	574.00	574.00	0.00	0.00	574.00
045-000-40130	WORKERS' COMPENSATION	20.00	20.00	0.00	0.00	20.00

Income Statement

For Fiscal: 2024 Budget Period Ending: 09/30/2024

		Original Total Budget	Current Total Budget	MTD Activity	YTD Activity	Budget Remaining
045-000-40140	UNEMPLOYMENT INSURANCE	20.00	20.00	0.00	0.00	20.00
045-000-43200	PURCHASE OF EQUIPMENT	14,500.00	14,500.00	0.00	1,365.58	13,134.42
045-000-48000	MISCELLANEOUS EXPENSE	36,735.00	36,735.00	0.00	0.00	36,735.00
	Expense Total:	59,349.00	59,349.00	0.00	1,365.58	57,983.42
	Fund: 045 - COUNTY-RMP Total:	59,349.00	59,349.00	0.00	1,365.58	
Fund: 046 - RESTITUTION (DISTRICT CLERK)						
Expense						
046-000-49000	PAYMENTS TO VICTIMS	0.00	0.00	0.00	735.00	-735.00
	Expense Total:	0.00	0.00	0.00	735.00	-735.00
	Fund: 046 - RESTITUTION (DISTRICT CLERK) Total:	0.00	0.00	0.00	735.00	
Fund: 047 - COUNTY-WIDE RIGHT-OF-WAY FUNDB						
Expense						
047-000-43110	RIGHT-OF-WAY PURCHASES	1,000.00	1,000.00	0.00	0.00	1,000.00
047-000-48008	PROFESSIONAL SERVICES	500,000.00	500,000.00	0.00	4,015.00	495,985.00
	Expense Total:	501,000.00	501,000.00	0.00	4,015.00	496,985.00
	Fund: 047 - COUNTY-WIDE RIGHT-OF-WAY FUNDB Total:	501,000.00	501,000.00	0.00	4,015.00	
Fund: 048 - EMERGENCY DISASTER RELIEF						
Expense						
048-000-42165	EMERGENCY PROTECTIVE MEASURES	38,709.00	38,709.00	0.00	0.00	38,709.00
048-000-42166	ROAD & DITCH RESTORATION	47,723.00	47,723.00	0.00	0.00	47,723.00
048-000-42167	EMERGENCY WORK/DEBRIS CLEARANC	44,723.00	44,723.00	0.00	0.00	44,723.00
048-000-42179	COUNTY WIDE DEBRIS REMOVAL	44,723.00	44,723.00	61,382.58	468,477.01	-423,754.01
048-000-42184	COVID-19 LOCAL EXPENSE	47,723.00	47,723.00	0.00	0.00	47,723.00
048-000-42205	SHELTERING OF EVACUEES	44,723.00	44,723.00	0.00	679.07	44,043.93
048-000-42213	TEMPORARY DEBRIS STORAGE/REDUC	44,723.00	44,723.00	0.00	0.00	44,723.00
048-000-42219	COVID-19 MUTUAL AID EXPENSE	44,723.00	44,723.00	0.00	0.00	44,723.00
048-000-42400	GAS, OIL, GREASE	44,723.00	44,723.00	0.00	0.00	44,723.00
048-000-42410	REPAIRS & MAINTENANCE	44,723.00	44,723.00	0.00	0.00	44,723.00
048-000-42421	DAMAGES & REPAIRS	44,723.00	44,723.00	0.00	0.00	44,723.00
048-000-42513	UTILITIES-EOC	44,723.00	44,723.00	0.00	0.00	44,723.00
048-000-42600	PROFESSIONAL SERVICES	44,723.00	44,723.00	0.00	29.99	44,693.01
048-000-42646	CONTRACT LABOR	44,723.00	44,723.00	0.00	0.00	44,723.00
048-000-42665	TRAVEL/MILEAGE	44,723.00	44,723.00	0.00	0.00	44,723.00
048-000-42681	FIELD HOSPITAL SERVICES	44,723.00	44,723.00	0.00	0.00	44,723.00
048-000-42998	MISCELLANEOUS SUPPLIES	44,723.00	44,723.00	0.00	2,001.68	42,721.32
048-000-43200	PURCHASE OF EQUIPMENT	44,723.00	44,723.00	0.00	0.00	44,723.00
048-000-49113	TRANSFERS TO R & B, PCT. 1	0.00	0.00	0.00	50,000.00	-50,000.00
048-000-49114	TRANSFERS TO R & B, PCT. 2	0.00	0.00	0.00	50,000.00	-50,000.00
048-000-49115	TRANSFERS TO R & B, PCT. 3	0.00	0.00	0.00	50,000.00	-50,000.00
048-000-49116	TRANSFERS TO R & B, PCT. 4	0.00	0.00	0.00	50,000.00	-50,000.00
	Expense Total:	805,000.00	805,000.00	61,382.58	671,187.75	133,812.25
	Fund: 048 - EMERGENCY DISASTER RELIEF Total:	805,000.00	805,000.00	61,382.58	671,187.75	
Fund: 049 - C D A TRUST						
Expense						
049-000-42908	RESTITUTION MISC. EXPENSE	10,000.00	10,000.00	0.00	0.00	10,000.00
	Expense Total:	10,000.00	10,000.00	0.00	0.00	10,000.00
	Fund: 049 - C D A TRUST Total:	10,000.00	10,000.00	0.00	0.00	
Fund: 050 - C D A FEES						
Expense						
050-000-48000	MISCELLANEOUS EXPENSE	0.00	0.00	0.00	255.00	-255.00
	Expense Total:	0.00	0.00	0.00	255.00	-255.00
	Fund: 050 - C D A FEES Total:	0.00	0.00	0.00	255.00	
Fund: 076 - EMERGENCY OPERATIONS CENTER						
Expense						
076-000-40000	SALARIES	81,853.00	81,853.00	6,452.32	65,108.96	16,744.04

Income Statement

For Fiscal: 2024 Budget Period Ending: 09/30/2024

		Original Total Budget	Current Total Budget	MTD Activity	YTD Activity	Budget Remaining
076-000-40100	SOCIAL SECURITY	6,261.75	6,261.75	493.28	4,978.22	1,283.53
076-000-40110	RETIREMENT	6,163.53	6,163.53	196.54	1,984.22	4,179.31
076-000-40120	HOSPITALIZATION	10,736.64	10,736.64	920.85	6,448.11	4,288.53
076-000-40130	WORKERS' COMPENSATION	206.00	206.00	0.00	0.00	206.00
076-000-40140	UNEMPLOYMENT INSURANCE	385.00	385.00	12.91	130.28	254.72
076-000-42100	OFFICE SUPPLIES	2,200.00	2,304.99	705.69	2,895.62	-590.63
076-000-42102	EMERGENCY SUPPLIES/SIGNANGE	1,300.00	3,800.00	345.06	3,405.46	394.54
076-000-42150	UNIFORMS	1,721.00	1,721.00	0.00	1,529.10	191.90
076-000-42178	I.R.I.S. LICENSE	0.00	0.00	0.00	1,875.00	-1,875.00
076-000-42211	STANDBY FUEL	10,000.00	5,000.00	0.00	0.00	5,000.00
076-000-42351	SERVICE OF GENERATORS	3,900.00	6,400.00	0.00	6,228.25	171.75
076-000-42416	VEHICLE OPERATIONS/MAINTENANCE	10,000.00	7,000.00	768.03	6,039.46	960.54
076-000-42500	TELEPHONE	4,000.00	4,000.00	0.00	0.00	4,000.00
076-000-42663	TRAINING & EDUCATION	4,000.00	7,000.00	354.00	7,484.24	-484.24
076-000-43200	PURCHASE OF EQUIPMENT	10,000.00	10,000.00	0.00	13,071.30	-3,071.30
076-000-43901	STANDBY MAINTENANCE	4,000.00	4,000.00	0.00	0.00	4,000.00
076-000-49150	TRANSFER TO SENIOR MEAL PROGRAM	0.00	0.00	0.00	150.00	-150.00
	Expense Total:	156,726.92	156,831.91	10,248.68	121,328.22	35,503.69
	Fund: 076 - EMERGENCY OPERATIONS CENTER Total:	156,726.92	156,831.91	10,248.68	121,328.22	
	Fund: 089 - TYLER COUNTY NUTRITION CENTER					
	Expense					
089-000-40050	SALARIES	74,000.00	74,000.00	4,762.31	61,434.29	12,565.71
089-000-40100	SOCIAL SECURITY	5,661.00	5,661.00	346.23	3,579.61	2,081.39
089-000-40110	RETIREMENT	5,573.00	5,573.00	347.47	3,595.60	1,977.40
089-000-40120	HOSPITALIZATION	21,325.00	21,325.00	1,822.18	3,896.30	17,428.70
089-000-40130	WORKERS' COMPENSATION	50.00	50.00	44.34	133.01	-83.01
089-000-40140	UNEMPLOYMENT INSURANCE	50.00	50.00	0.00	0.00	50.00
089-000-42100	OFFICE SUPPLIES	500.00	500.00	0.00	176.54	323.46
089-000-42150	UNIFORMS	400.00	400.00	0.00	331.13	68.87
089-000-42157	SENIOR MEAL EXPENSES	50,000.00	50,150.00	3,815.36	32,604.35	17,545.65
089-000-42189	TRAINING & EDUCATION	500.00	500.00	0.00	20.00	480.00
089-000-42204	SENIOR ACTIVITIES	1,500.00	1,500.00	0.00	1,054.23	445.77
089-000-42394	BUILDING INSURANCE	500.00	500.00	0.00	0.00	500.00
089-000-42410	REPAIRS & MAINTENANCE	14,000.00	14,000.00	2,740.56	14,685.48	-685.48
089-000-42510	UTILITIES	29,726.00	29,726.00	3,122.35	23,030.24	6,695.76
089-000-42522	MISC. KITCHEN SUPPLIES	0.00	0.00	462.94	2,050.03	-2,050.03
089-000-43200	PURCHASE OF EQUIPMENT	10,000.00	10,000.00	0.00	0.00	10,000.00
	Expense Total:	213,785.00	213,935.00	17,463.74	146,590.81	67,344.19
	Fund: 089 - TYLER COUNTY NUTRITION CENTER Total:	213,785.00	213,935.00	17,463.74	146,590.81	
	Fund: 097 - CHILD SAFETY FUND					
	Expense					
097-000-40000	SALARIES - SUMMER YOUTH PROGRAM	45,000.00	45,000.00	0.00	16,308.54	28,691.46
097-000-40100	SOCIAL SECURITY	3,443.00	3,443.00	59.67	2,147.37	1,295.63
097-000-40110	RETIREMENT	0.00	0.00	58.73	888.06	-888.06
097-000-40140	UNEMPLOYMENT INSURANCE	1,500.00	1,500.00	0.00	0.00	1,500.00
097-000-42105	INSTRUCTIONAL EDUCATION & SUPPLIES	1,000.00	1,000.00	0.00	528.21	471.79
097-000-42212	SUMMER YOUTH TRAVEL	500.00	500.00	0.00	246.42	253.58
097-000-42655	CHILD SAFETY PROGRAMS	0.00	0.00	1,081.56	16,955.76	-16,955.76
	Expense Total:	51,443.00	51,443.00	1,199.96	37,074.36	14,368.64
	Fund: 097 - CHILD SAFETY FUND Total:	51,443.00	51,443.00	1,199.96	37,074.36	
	Fund: 099 - TDA WATER IMPROVMENTS CDV21-0384					
	Expense					
099-000-42621	ENGINEERING SERVICES	0.00	0.00	0.00	24,420.00	-24,420.00
099-000-43500	ADMINISTRATION	0.00	0.00	0.00	14,750.00	-14,750.00
099-000-43602	WATER IMPROVEMENT	0.00	0.00	0.00	233,980.00	-233,980.00
	Expense Total:	0.00	0.00	0.00	273,150.00	-273,150.00
	Fund: 099 - TDA WATER IMPROVMENTS CDV21-0384 Total:	0.00	0.00	0.00	273,150.00	

Income Statement

For Fiscal: 2024 Budget Period Ending: 09/30/2024

		Original Total Budget	Current Total Budget	MTD Activity	YTD Activity	Budget Remaining
Fund: 102 - WATER IMPROVEMENT-TC WATER SUPPLY 7220470						
Expense						
102-000-42613	ADMINISTRATION - 7220470	0.00	0.00	0.00	2,677.02	-2,677.02
	Expense Total:	0.00	0.00	0.00	2,677.02	-2,677.02
	Fund: 102 - WATER IMPROVEMENT-TC WATER SUPPLY 7220470 Total:	0.00	0.00	0.00	2,677.02	
Fund: 105 - CDBG GLO-22-119-009-D419						
Expense						
105-000-42610	CDBG -ADMINISTRATION D419	0.00	0.00	0.00	135,000.00	-135,000.00
105-000-43231	CDBG - CONSTRUCTION D419	0.00	0.00	932,621.09	1,693,542.58	-1,693,542.58
105-000-43501	CDBG - ENGINEERING D419	0.00	0.00	0.00	79,174.20	-79,174.20
	Expense Total:	0.00	0.00	932,621.09	1,907,716.78	-1,907,716.78
	Fund: 105 - CDBG GLO-22-119-009-D419 Total:	0.00	0.00	932,621.09	1,907,716.78	
Fund: 111 - COURTHOUSE RESTORATION						
Expense						
111-000-42412	COURTHOUSE REHABILITATION EXPENSE	500,000.00	500,000.00	0.00	56,603.07	443,396.93
	Expense Total:	500,000.00	500,000.00	0.00	56,603.07	443,396.93
	Fund: 111 - COURTHOUSE RESTORATION Total:	500,000.00	500,000.00	0.00	56,603.07	
Fund: 112 - LEGISLATIVE SERVICES						
Expense						
112-000-48000	MISCELLANEOUS EXPENSE	10,500.00	10,500.00	0.00	0.00	10,500.00
	Expense Total:	10,500.00	10,500.00	0.00	0.00	10,500.00
	Fund: 112 - LEGISLATIVE SERVICES Total:	10,500.00	10,500.00	0.00	0.00	
Fund: 114 - ELECTED OFFICIALS FUND						
Expense						
114-000-41000	DISBURSEMENT TO OTHERS	0.00	0.00	0.00	1,096,859.05	-1,096,859.05
114-000-48310	DISBURSEMENT TO COUNTY	0.00	0.00	0.00	14,458,445.44	-14,458,445.44
114-000-48315	DISBURSEMENT TO CITIES	0.00	0.00	0.00	1,142,463.79	-1,142,463.79
114-000-48330	DISBURSEMENT TO SCHOOL DISTRICTS	0.00	0.00	0.00	15,229,298.69	-15,229,298.69
114-000-48340	DISBURSEMENT INMATE TRUST	0.00	0.00	0.00	46,012.50	-46,012.50
114-000-48345	DISBURSEMENT LONE STAR	0.00	0.00	0.00	24,260.26	-24,260.26
114-000-48350	DISBURSEMENT CASH BONDS	0.00	0.00	0.00	3,620.00	-3,620.00
114-000-48360	DISBRSEMENT TO WATER DISTRICTS	0.00	0.00	0.00	122,845.50	-122,845.50
114-000-48370	DISBURSEMENT TO HOSPITAL DISTRICTS	0.00	0.00	0.00	2,865,245.06	-2,865,245.06
114-000-48390	DISBURSEMENT MISCELLANEOUS	0.00	0.00	0.00	641,293.64	-641,293.64
	Expense Total:	0.00	0.00	0.00	35,630,343.93	-35,630,343.93
	Fund: 114 - ELECTED OFFICIALS FUND Total:	0.00	0.00	0.00	35,630,343.93	
	Total Surplus (Deficit):	-25,588,436.54	-26,373,680.12	-2,503,331.96	-55,775,943.33	

Income Statement

For Fiscal: 2024 Budget Period Ending: 09/30/2024

Group Summary

Account Type	Original Total Budget	Current Total Budget	MTD Activity	YTD Activity	Budget Remaining
Fund: 010 - GENERAL FUND					
Expense	11,966,513.93	11,999,914.60	847,242.82	8,277,729.55	3,722,185.05
Fund: 010 - GENERAL FUND Total:	11,966,513.93	11,999,914.60	847,242.82	8,277,729.55	3,722,185.05
Fund: 020 - GENERAL ROAD & BRIDGE					
Expense	3,819,414.86	3,819,414.86	23,205.51	3,995,137.19	-175,722.33
Fund: 020 - GENERAL ROAD & BRIDGE Total:	3,819,414.86	3,819,414.86	23,205.51	3,995,137.19	-175,722.33
Fund: 021 - ROAD & BRIDGE I					
Expense	877,656.53	1,228,794.34	93,755.88	871,086.69	357,707.65
Fund: 021 - ROAD & BRIDGE I Total:	877,656.53	1,228,794.34	93,755.88	871,086.69	357,707.65
Fund: 022 - ROAD & BRIDGE II					
Expense	1,045,267.30	1,302,418.95	53,448.24	637,317.57	665,101.38
Fund: 022 - ROAD & BRIDGE II Total:	1,045,267.30	1,302,418.95	53,448.24	637,317.57	665,101.38
Fund: 023 - ROAD & BRIDGE III					
Expense	1,273,090.00	1,354,993.54	72,176.63	1,032,138.26	322,855.28
Fund: 023 - ROAD & BRIDGE III Total:	1,273,090.00	1,354,993.54	72,176.63	1,032,138.26	322,855.28
Fund: 024 - ROAD & BRIDGE IV					
Expense	1,216,336.00	1,271,980.92	78,695.64	1,005,713.28	266,267.64
Fund: 024 - ROAD & BRIDGE IV Total:	1,216,336.00	1,271,980.92	78,695.64	1,005,713.28	266,267.64
Fund: 025 - TYLER CO AIRPORT					
Expense	92,856.00	92,856.00	39,897.10	158,545.38	-65,689.38
Fund: 025 - TYLER CO AIRPORT Total:	92,856.00	92,856.00	39,897.10	158,545.38	-65,689.38
Fund: 026 - TYLER CO. RODEO ARENA/FAIRGRND					
Expense	48,506.00	54,031.00	482.87	15,694.66	38,336.34
Fund: 026 - TYLER CO. RODEO ARENA/FAIRGRND Total:	48,506.00	54,031.00	482.87	15,694.66	38,336.34
Fund: 028 - ECONOMIC DEVELOPMENT					
Expense	10,600.00	10,600.00	0.00	5,950.00	4,650.00
Fund: 028 - ECONOMIC DEVELOPMENT Total:	10,600.00	10,600.00	0.00	5,950.00	4,650.00
Fund: 029 - BENEVOLENCE FUND					
Expense	1,000.00	1,000.00	175.00	424.95	575.05
Fund: 029 - BENEVOLENCE FUND Total:	1,000.00	1,000.00	175.00	424.95	575.05
Fund: 030 - DIST CL'K STATE APPROP					
Expense	48,592.00	48,592.00	0.00	0.00	48,592.00
Fund: 030 - DIST CL'K STATE APPROP Total:	48,592.00	48,592.00	0.00	0.00	48,592.00
Fund: 031 - COUNTY CLERK RMP					
Expense	462,417.00	462,417.00	0.00	134,608.17	327,808.83
Fund: 031 - COUNTY CLERK RMP Total:	462,417.00	462,417.00	0.00	134,608.17	327,808.83
Fund: 032 - C D A FORFEITURE					
Expense	15,020.00	15,020.00	0.00	0.00	15,020.00
Fund: 032 - C D A FORFEITURE Total:	15,020.00	15,020.00	0.00	0.00	15,020.00
Fund: 033 - SHERIFF FORFEITURE					
Expense	5,900.00	5,900.00	0.00	0.00	5,900.00
Fund: 033 - SHERIFF FORFEITURE Total:	5,900.00	5,900.00	0.00	0.00	5,900.00
Fund: 034 - DISTRICT CLERK RMP					
Expense	5,000.00	5,000.00	0.00	231,278.61	-226,278.61
Fund: 034 - DISTRICT CLERK RMP Total:	5,000.00	5,000.00	0.00	231,278.61	-226,278.61
Fund: 035 - AMERICAN RESCUE PLAN ACT FUNDING					
Expense	2,104,766.00	2,104,766.00	214,675.00	361,975.00	1,742,791.00
Fund: 035 - AMERICAN RESCUE PLAN ACT FUNDING Total:	2,104,766.00	2,104,766.00	214,675.00	361,975.00	1,742,791.00
Fund: 036 - LIBRARY FUND					
Expense	32,600.00	32,600.00	1,877.00	17,430.00	15,170.00
Fund: 036 - LIBRARY FUND Total:	32,600.00	32,600.00	1,877.00	17,430.00	15,170.00

Income Statement

For Fiscal: 2024 Budget Period Ending: 09/30/2024

Account Type	Original Total Budget	Current Total Budget	MTD Activity	YTD Activity	Budget Remaining
Fund: 039 - TXCDBG SMALL BUSINESS LOAN PRJ					
Expense	0.00	0.00	557.50	5,124.00	-5,124.00
Fund: 039 - TXCDBG SMALL BUSINESS LOAN PRJ Total:	0.00	0.00	557.50	5,124.00	-5,124.00
Fund: 041 - PEACE OFFICER SERVICE FEES					
Expense	0.00	0.00	0.00	1,159.25	-1,159.25
Fund: 041 - PEACE OFFICER SERVICE FEES Total:	0.00	0.00	0.00	1,159.25	-1,159.25
Fund: 043 - JAIL INTEREST & SINKING					
Expense	102,500.00	102,725.00	47,145.00	69,224.21	33,500.79
Fund: 043 - JAIL INTEREST & SINKING Total:	102,500.00	102,725.00	47,145.00	69,224.21	33,500.79
Fund: 044 - COURTHOUSE SECURITY					
Expense	152,597.00	152,597.00	7,081.72	102,364.04	50,232.96
Fund: 044 - COURTHOUSE SECURITY Total:	152,597.00	152,597.00	7,081.72	102,364.04	50,232.96
Fund: 045 - COUNTY-RMP					
Expense	59,349.00	59,349.00	0.00	1,365.58	57,983.42
Fund: 045 - COUNTY-RMP Total:	59,349.00	59,349.00	0.00	1,365.58	57,983.42
Fund: 046 - RESTITUTION (DISTRICT CLERK)					
Expense	0.00	0.00	0.00	735.00	-735.00
Fund: 046 - RESTITUTION (DISTRICT CLERK) Total:	0.00	0.00	0.00	735.00	-735.00
Fund: 047 - COUNTY-WIDE RIGHT-OF-WAY FUNDB					
Expense	501,000.00	501,000.00	0.00	4,015.00	496,985.00
Fund: 047 - COUNTY-WIDE RIGHT-OF-WAY FUNDB Total:	501,000.00	501,000.00	0.00	4,015.00	496,985.00
Fund: 048 - EMERGENCY DISASTER RELIEF					
Expense	805,000.00	805,000.00	61,382.58	671,187.75	133,812.25
Fund: 048 - EMERGENCY DISASTER RELIEF Total:	805,000.00	805,000.00	61,382.58	671,187.75	133,812.25
Fund: 049 - C D A TRUST					
Expense	10,000.00	10,000.00	0.00	0.00	10,000.00
Fund: 049 - C D A TRUST Total:	10,000.00	10,000.00	0.00	0.00	10,000.00
Fund: 050 - C D A FEES					
Expense	0.00	0.00	0.00	255.00	-255.00
Fund: 050 - C D A FEES Total:	0.00	0.00	0.00	255.00	-255.00
Fund: 076 - EMERGENCY OPERATIONS CENTER					
Expense	156,726.92	156,831.91	10,248.68	121,328.22	35,503.69
Fund: 076 - EMERGENCY OPERATIONS CENTER Total:	156,726.92	156,831.91	10,248.68	121,328.22	35,503.69
Fund: 089 - TYLER COUNTY NUTRITION CENTER					
Expense	213,785.00	213,935.00	17,463.74	146,590.81	67,344.19
Fund: 089 - TYLER COUNTY NUTRITION CENTER Total:	213,785.00	213,935.00	17,463.74	146,590.81	67,344.19
Fund: 097 - CHILD SAFETY FUND					
Expense	51,443.00	51,443.00	1,199.96	37,074.36	14,368.64
Fund: 097 - CHILD SAFETY FUND Total:	51,443.00	51,443.00	1,199.96	37,074.36	14,368.64
Fund: 099 - TDA WATER IMPROVMENTS CDV21-0384					
Expense	0.00	0.00	0.00	273,150.00	-273,150.00
Fund: 099 - TDA WATER IMPROVMENTS CDV21-0384 Total:	0.00	0.00	0.00	273,150.00	-273,150.00
Fund: 102 - WATER IMPROVEMENT-TC WATER SUPPLY 7220470					
Expense	0.00	0.00	0.00	2,677.02	-2,677.02
Fund: 102 - WATER IMPROVEMENT-TC WATER SUPPLY 7220470 Total:	0.00	0.00	0.00	2,677.02	-2,677.02
Fund: 105 - CDBG GLO-22-119-009-D419					
Expense	0.00	0.00	932,621.09	1,907,716.78	-1,907,716.78
Fund: 105 - CDBG GLO-22-119-009-D419 Total:	0.00	0.00	932,621.09	1,907,716.78	-1,907,716.78
Fund: 111 - COURTHOUSE RESTORATION					
Expense	500,000.00	500,000.00	0.00	56,603.07	443,396.93
Fund: 111 - COURTHOUSE RESTORATION Total:	500,000.00	500,000.00	0.00	56,603.07	443,396.93

Income Statement

For Fiscal: 2024 Budget Period Ending: 09/30/2024

Account Type	Original Total Budget	Current Total Budget	MTD Activity	YTD Activity	Budget Remaining
Fund: 112 - LEGISLATIVE SERVICES					
Expense	10,500.00	10,500.00	0.00	0.00	10,500.00
Fund: 112 - LEGISLATIVE SERVICES Total:	10,500.00	10,500.00	0.00	0.00	10,500.00
Fund: 114 - ELECTED OFFICIALS FUND					
Expense	0.00	0.00	0.00	35,630,343.93	-35,630,343.93
Fund: 114 - ELECTED OFFICIALS FUND Total:	0.00	0.00	0.00	35,630,343.93	-35,630,343.93
Total Surplus (Deficit):	-25,588,436.54	-26,373,680.12	-2,503,331.96	-55,775,943.33	

Fund Summary

Fund	Original Total Budget	Current Total Budget	MTD Activity	YTD Activity	Budget Remaining
010 - GENERAL FUND	-11,966,513.93	-11,999,914.60	-847,242.82	-8,277,729.55	-3,722,185.05
020 - GENERAL ROAD & BRID	-3,819,414.86	-3,819,414.86	-23,205.51	-3,995,137.19	175,722.33
021 - ROAD & BRIDGE I	-877,656.53	-1,228,794.34	-93,755.88	-871,086.69	-357,707.65
022 - ROAD & BRIDGE II	-1,045,267.30	-1,302,418.95	-53,448.24	-637,317.57	-665,101.38
023 - ROAD & BRIDGE III	-1,273,090.00	-1,354,993.54	-72,176.63	-1,032,138.26	-322,855.28
024 - ROAD & BRIDGE IV	-1,216,336.00	-1,271,980.92	-78,695.64	-1,005,713.28	-266,267.64
025 - TYLER CO AIRPORT	-92,856.00	-92,856.00	-39,897.10	-158,545.38	65,689.38
026 - TYLER CO. RODEO ARE	-48,506.00	-54,031.00	-482.87	-15,694.66	-38,336.34
028 - ECONOMIC DEVELOPM	-10,600.00	-10,600.00	0.00	-5,950.00	-4,650.00
029 - BENEVOLENCE FUND	-1,000.00	-1,000.00	-175.00	-424.95	-575.05
030 - DIST CL'K STATE APPRO	-48,592.00	-48,592.00	0.00	0.00	-48,592.00
031 - COUNTY CLERK RMP	-462,417.00	-462,417.00	0.00	-134,608.17	-327,808.83
032 - C D A FORFEITURE	-15,020.00	-15,020.00	0.00	0.00	-15,020.00
033 - SHERIFF FORFEITURE	-5,900.00	-5,900.00	0.00	0.00	-5,900.00
034 - DISTRICT CLERK RMP	-5,000.00	-5,000.00	0.00	-231,278.61	226,278.61
035 - AMERICAN RESCUE PL	-2,104,766.00	-2,104,766.00	-214,675.00	-361,975.00	-1,742,791.00
036 - LIBRARY FUND	-32,600.00	-32,600.00	-1,877.00	-17,430.00	-15,170.00
039 - TXCDBG SMALL BUSINE	0.00	0.00	-557.50	-5,124.00	5,124.00
041 - PEACE OFFICER SERVIC	0.00	0.00	0.00	-1,159.25	1,159.25
043 - JAIL INTEREST & SINKIN	-102,500.00	-102,725.00	-47,145.00	-69,224.21	-33,500.79
044 - COURTHOUSE SECURIT	-152,597.00	-152,597.00	-7,081.72	-102,364.04	-50,232.96
045 - COUNTY-RMP	-59,349.00	-59,349.00	0.00	-1,365.58	-57,983.42
046 - RESTITUTION (DISTRIC	0.00	0.00	0.00	-735.00	735.00
047 - COUNTY-WIDE RIGHT-	-501,000.00	-501,000.00	0.00	-4,015.00	-496,985.00
048 - EMERGENCY DISASTER	-805,000.00	-805,000.00	-61,382.58	-671,187.75	-133,812.25
049 - C D A TRUST	-10,000.00	-10,000.00	0.00	0.00	-10,000.00
050 - C D A FEES	0.00	0.00	0.00	-255.00	255.00
076 - EMERGENCY OPERATIO	-156,726.92	-156,831.91	-10,248.68	-121,328.22	-35,503.69
089 - TYLER COUNTY NUTRIT	-213,785.00	-213,935.00	-17,463.74	-146,590.81	-67,344.19
097 - CHILD SAFETY FUND	-51,443.00	-51,443.00	-1,199.96	-37,074.36	-14,368.64
099 - TDA WATER IMPROVM	0.00	0.00	0.00	-273,150.00	273,150.00
102 - WATER IMPROVEMENT	0.00	0.00	0.00	-2,677.02	2,677.02
105 - CDBG GLO-22-119-009-	0.00	0.00	-932,621.09	-1,907,716.78	1,907,716.78
111 - COURTHOUSE RESTOR	-500,000.00	-500,000.00	0.00	-56,603.07	-443,396.93
112 - LEGISLATIVE SERVICES	-10,500.00	-10,500.00	0.00	0.00	-10,500.00
114 - ELECTED OFFICIALS FU	0.00	0.00	0.00	-35,630,343.93	35,630,343.93
Total Surplus (Deficit):	-25,588,436.54	-26,373,680.12	-2,503,331.96	-55,775,943.33	

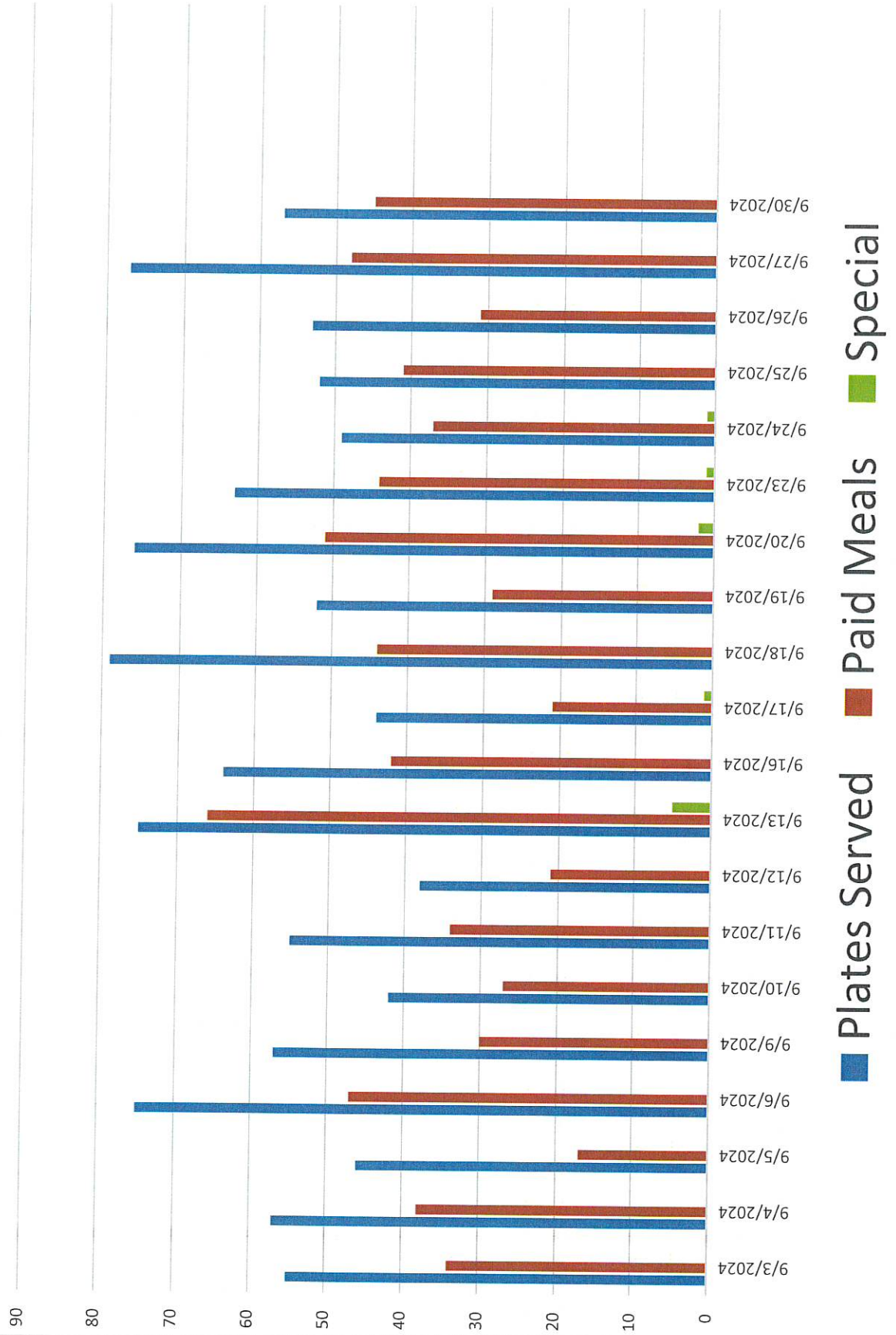
Section 5

Additional Income Reports

Nutrition Center September 2024

Date	Amount	
9/3/2024	\$103.00	
9/4/2024	\$113.00	
9/5/2024	\$51.00	
9/6/2024	\$141.00	
9/9/2024	\$90.00	
9/10/2024	\$81.50	
9/11/2024	\$101.00	
9/12/2024	\$65.00	
9/13/2024	\$199.00	
9/16/2024	\$127.00	
9/17/2024	\$63.00	
9/18/2024	\$131.00	
9/19/2024	\$79.00	
9/20/2024	\$152.00	
9/23/2024	\$133.00	
9/24/2024	\$110.00	
9/25/2024	\$124.00	
9/26/2024	\$92.00	
9/27/2024	\$144.00	
9/30/2024	\$136.00	

Nutrition Center
September 2024



DETAIL REPORT

REPORT CREATED: 10/10/2024 08:18:10 AM

Report Overview

Bureaus In Report: **1**
Payments: **7 / \$200.00**
Credits: **0 / \$0.00**
Pending: **0 / \$0.00**

Start Date: **09/01/2024 00:00:00**
End Date: **09/30/2024 00:00:00**
Total Payments: **7**

TYLER COUNTY, TX EMERGENCY MGMT CNT

RECORD COUNT: 7

Report Information

Totals

Bureau Code: 8314816
Start Date: 09/01/2024 00:00:00
End Date: 09/30/2024 00:00:00

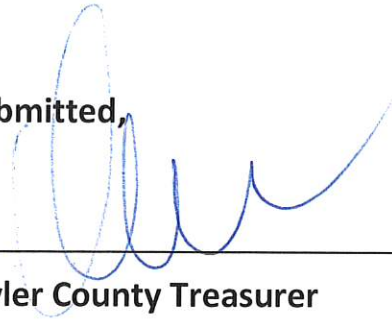
Payments: 7 / \$200.00
Credits: 0 / \$0.00
Pending: 0 / \$0.00

Detail	Payment ID	Processed Time	Reference ID or Number	Amount	Flow	Outcome	Settled
View	100306494899	9/13/2024 9:51:34 AM	S240903N	\$25.00	Payment	Complete	
View	100306640013	9/16/2024 11:29:21 AM	S240904N	\$25.00	Payment	Complete	
View	100306692423	9/16/2024 4:02:50 PM	240902N	\$25.00	Payment	Complete	
View	100306754831	9/17/2024 2:15:28 PM	240903N	\$25.00	Payment	Complete	
View	100307064265	9/23/2024 11:04:59 AM	240906N	\$25.00	Payment	Complete	
View	100307101441	9/23/2024 2:51:03 PM	S240906N	\$50.00	Payment	Complete	
View	100307136628	9/24/2024 9:52:11 AM	S240907N	\$25.00	Payment	Complete	

Section 6

Signatures/Approvals

Respectfully Submitted,



Leann Monk, Tyler County Treasurer

This report is made in accordance with the provisions of Gov. Code 2256, The Public Funds Investment Act, which requires quarterly reporting of investment transactions for county funds to the Commissioner's Court. The investments held in Tyler County's portfolio comply with the County's Investment Policy and Strategies.

SWORN AND SUBSCRIBED before me by, Hon. Milton Powers, County Judge; Hon. Joe Blacksher, Commissioner Pct. 1; Hon. Doug Hughes, Commissioner Pct. 2; Hon. Michael Marshall, Commissioner Pct. 3; Hon. C.I. "Buck" Hudson, Commissioner Pct. 4, County Commissioners' Court of Tyler County Woodville, Texas each and respectively, on the _____ day of _____, A.D., 2024.

Donece Gregory, Tyler County Clerk

WITNESS OUR HANDS, officially this 15th day of October A.D., 2024.

Milton Powers, Tyler County Judge

Joe Blacksher, Tyler County Commissioner, Pct. 1

Doug Hughes, Tyler County Commissioner, Pct. 2

Mike Marshall, Tyler County Commissioner, Pct. 3

C.I. "Buck" Hudson, Tyler County Commissioner, Pct. 4